



ON-PREMISE LAUNDRY T-400 WASHER



T-400 WASHER

Dexter On-Premise 6-Cycle Washer

On-Premise laundry solutions you can depend on.

Dexter on-premise washers are engineered to show up for work in even the harshest laundry environments. Featuring flexible controls and the same Dexter quality materials and structures our customers have come to trust, each on-premise washer is designed to help you process laundry faster and more efficiently.

When your business depends on clean laundry, choosing the right equipment is an important decision. Our products will provide you the efficiency, flexibility, performance, and durability you need to be confident in your choice. With lifetime technical support and an industry leading 10-year limited warranty, you can be confident that we will stand behind every machine you invest in.

Contact your Dexter Authorized Distributor today for more details.

DURABLE:

With heavy-duty bearings in a cast iron bearing housing, a welded steel spider and shaft, and a rugged frame design that has been proven over two decades, Dexter washers are built to last.

Every model is designed to withstand our extreme 1,000 hour out-of-balance test.

The polished chrome doors and high-quality stainless steel tub, cylinder, top, and front keep washers looking great year after year.

RELIABLE:

Our industry leading 10-year warranty covers the frame, tub, cylinder, shaft, seals, bearings, and bearing housing.

A 3-year parts warranty covers the rest.

We stand behind every machine you invest in with lifetime technical support.

EFFICIENT:

Perforated cylinders and raised baffles create superior wash action, while the efficient washer design saves water on every cycle.

The automatic chemical injection feature allows for the perfect combination of chemicals and helps protect your staff from harmful substances.

Standard 100 g-force extraction removes more water and enhances turnover with great wash performance.

INSTALLATION:

Adjustable final extract speeds and other customizable options allow Dexter washers to fit almost any installation.

This Dexter washer fits through a standard 36" doorway.

FLEXIBLE:

The 6-cycle control provides a flexible and easy to use control with six preset cycles that are programmable to fit your laundry needs.

The key-lock programming access allows quick access for programming and troubleshooting.

Our electronic pressure sensor offers a range of water level options to increase efficiency and help save on water expenses.

T-400 WASHER SPECIFICATIONS

ON-PREMISE LAUNDRY

Capacity:

Dry Weight Capacity - lb (kg)	30	(13.6)
Cylinder Volume - cu ft (L)	4	(113.3)

Speed:

High Extract Speed - g (RPM)	100	(532)
Intermediate Extract Speed - g (RPM)	60	(412)
Washing Speed - g (RPM)	0.9	(50)
Motor Size - hp (kW)	2	(1.5)

Dimensions:

Cabinet Height - in (cm)	48 3/16	(122.4)
Cabinet Width - in (cm)	29 7/8	(75.9)
Cabinet Depth - in (cm)	27 3/8	(69.5)
Door Opening - in (cm)	15 1/4	(38.7)
Floor to Door Bottom - in (cm)	16 1/4	(41.3)
Cylinder Diameter - in (cm)	25	(63.5)
Cylinder Depth - in (cm)	14 1/8	(35.9)

Weight:

Net Weight - lb (kg)	432	(196)
----------------------	-----	-------

Shipping Information:

Shipping Weight - lb (kg)	450	(204.1)
Shipping Height - in (cm)	53 1/4	(135.3)
Shipping Width - in (cm)	31 1/2	(80)
Shipping Depth - in (cm)	33 1/2	(85.1)

Water Requirements:

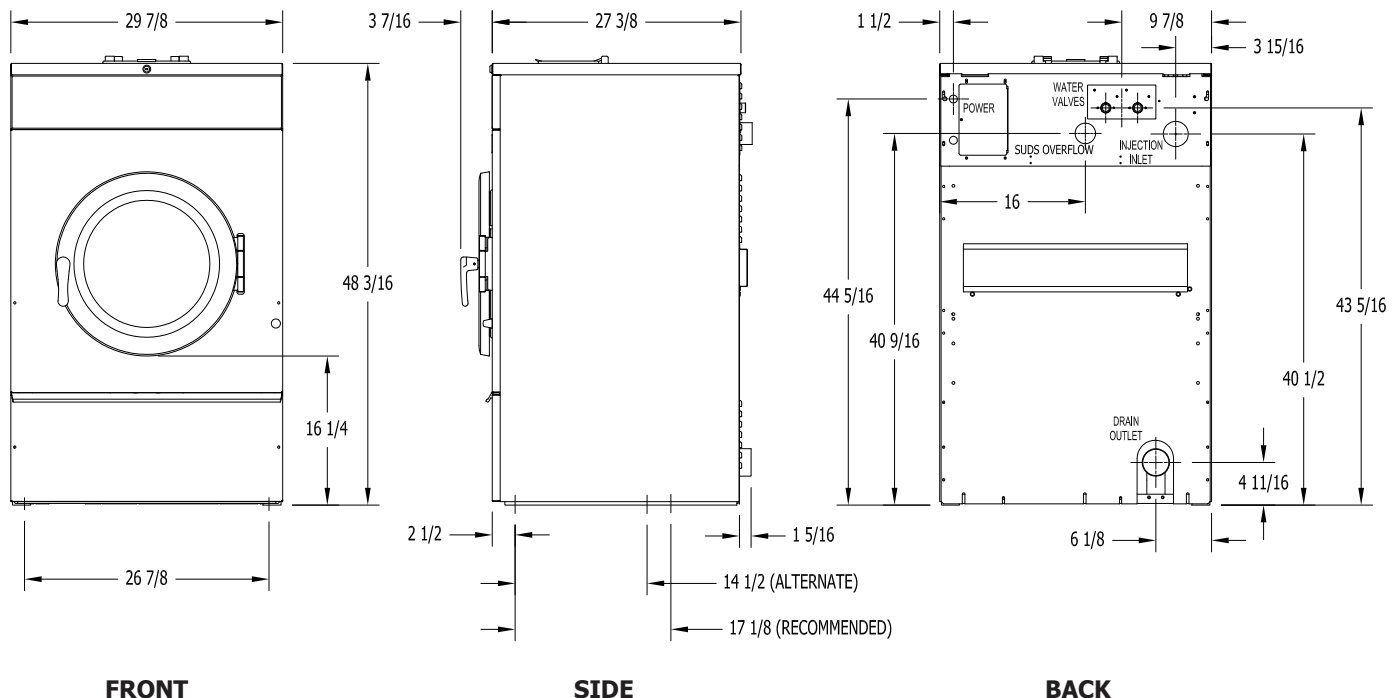
Water Inlet Size - in (mm)	3/4	(19)
Pressure (min/max) - psi (kPa)	30-120	(207-827)
Flow Rate - gal/min (L/min)	9	(34)
Drain Diameter (O.D.) - in (cm)	3	(7.6)
Floor to Center of Drain - in (cm)	4 11/16	(11.9)

Electrical Requirements:

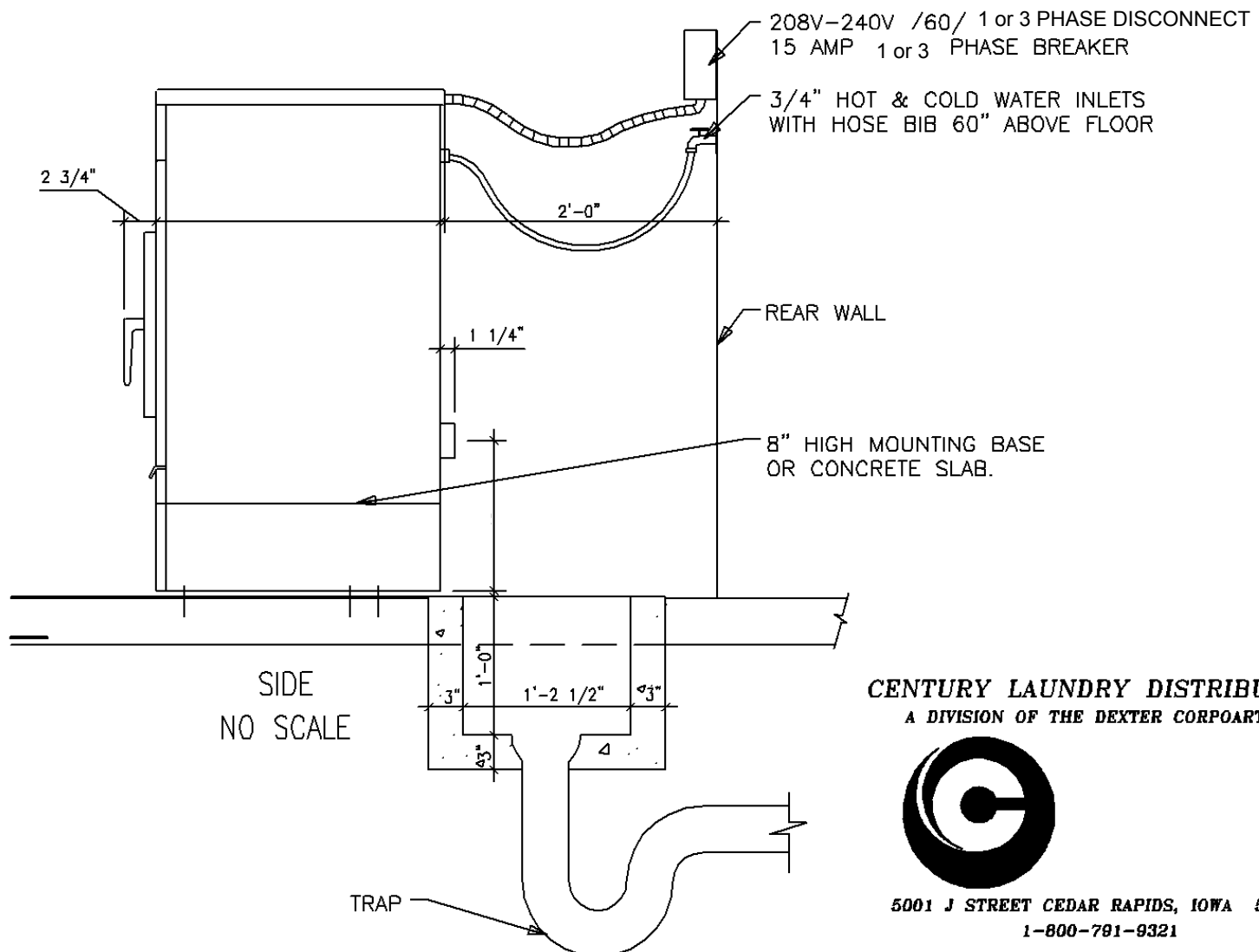
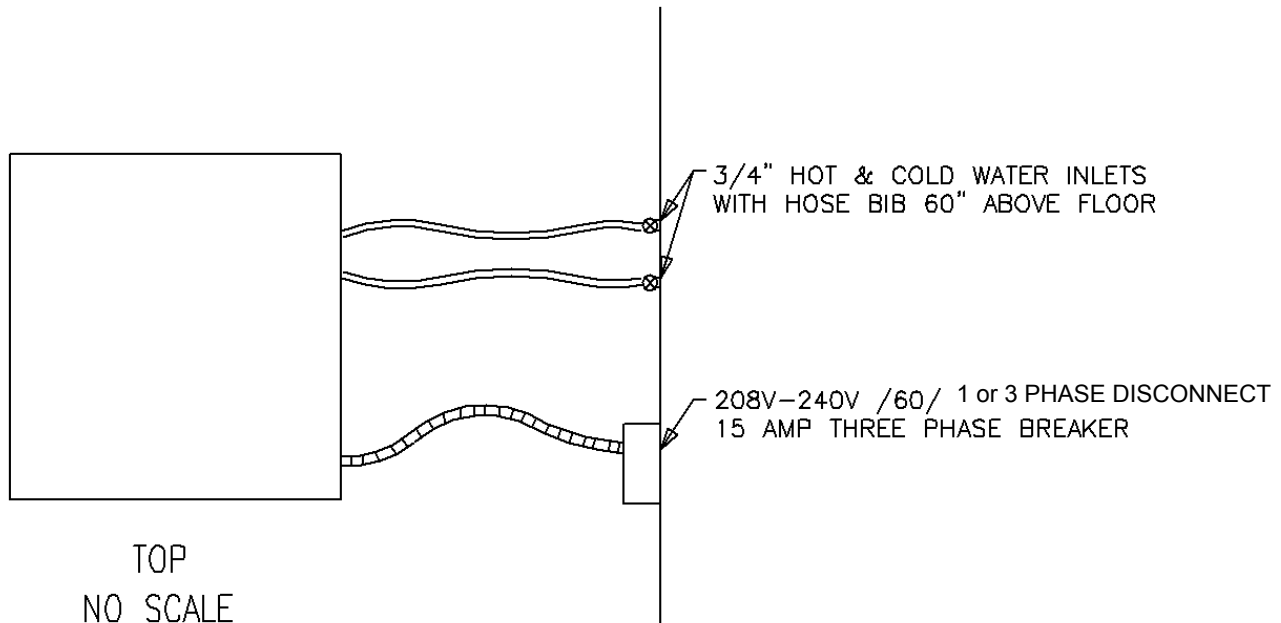
Model	Volts / Hz / Phase / Wiring	Circuit Breaker Amps / Running Amps / Wire Size
-12	208-240 / 60 / 1 / 2 wire + ground	15 / 6.2 / #12
-12	208-240 / 60 / 3 / 3 wire + ground	15 / 6.2 / #12
-39/-59	230 / 50 / 1 / 2 wire + ground	15 / 6.2 / 3.5 mm ²

Installation Recommendations:

Minimum Clearance Between Machines - in (cm)	1/2	(1.3)
Minimum Clearance Behind Machines - in (cm)	24	(61)
Minimum Concrete Thickness - in (cm)	6	(15.2)



DEXTER
COMMERCIAL WASHER
TYPICAL INSTALLATION & DRAIN DETAIL
OR SUBSTITUTE PRE-FAB DRAIN
TROUGH ON TOP OF FLOOR



CENTURY LAUNDRY DISTRIBUTING
A DIVISION OF THE DEXTER CORPORATION



5001 J STREET CEDAR RAPIDS, IOWA 52404
1-800-791-9321