


# Nursing Education & LICENSING DATA REPORT





---



## TABLE OF CONTENTS

<b>INTRODUCTION, PURPOSE, AND METHODOLOGY .....</b>	<b>4</b>
<b>NURSING EDUCATION</b>	
Approved Programs by Degree Type .....	7
Admissions Data .....	10
Capacity .....	11
Enrollment Data .....	11
Graduation Data .....	12
Faculty Data .....	13
<b>NURSING LICENSURE</b>	
Exam Statistics .....	15
Licensure Data .....	16
Employment Data .....	18
<b>NURSING WORKFORCE DISTRIBUTION</b>	
Active RN licenses by County .....	20
Active LPN licenses by County .....	20
Active ARNP licenses by County .....	21



# INTRODUCTION, PURPOSE, AND METHODOLOGY

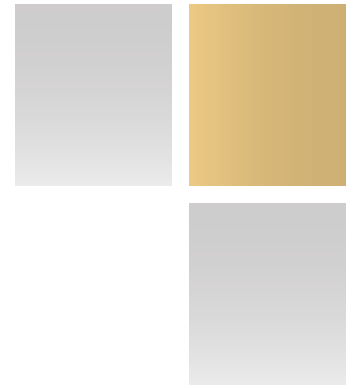


---

This report provides information about the Iowa nursing workforce and education. The Iowa Center for Nursing Workforce participates in the collection of data aligned with the National Forum of State Nursing Workforce Centers. This data provides information about program, student, faculty, and workforce variables.

The methods and considerations to consider while reading this report include:

- Data is based on active Iowa nurse licenses.
- Employment may or may not be in Iowa.
- Nursing education data is from academic year 2022-2023 due to reporting methods.
- Licensees are not required to update information between renewals.
- Licensees may hold a license but no longer practice.
- Licensees may hold both a registered nurse (RN) license and a licensed practical nurse (LPN) license concurrently.





# NURSING EDUCATION

The Board of Nursing approves instate nursing education programs from practical nursing to graduate degree programs. For the purposes of this report, nursing programs are listed separately by site and type. The data within this report is compiled by nursing program and not by site. In some instances, more than one site may share administration by a single program, a common philosophy, curriculum, and faculty.

## Approved Nursing Education Program Sites

TYPE OF PROGRAM	NUMBER OF SITES
Practical Nursing	24
Associate Degree	35
Bachelor's Degree	26
Master's (academic)	6
Post-Master's	5
Doctoral (DNP)	7
Doctoral (PhD)	1
<b>TOTAL</b>	<b>104</b>

Fig. 1: A summary of the number of approved nursing education programs sites available in Iowa by type.

## Practical Nursing Program Locations

COLLEGE	LOCATION
Des Moines Area Community College	Boone, Urban/Des Moines
Eastern Iowa Community College	Bettendorf, Clinton
Hawkeye Community College	Waterloo
Indian Hills Community College	Ottumwa (day and evening), Centerville
Iowa Central Community College	Storm Lake, Webster City, Eagle Grove
Iowa Lakes Community College	Emmetsburg
Iowa Valley Community College District: • Marshalltown Community College	Marshalltown
Iowa Western Community College	Council Bluffs, Clarinda, Harlan
Kirkwood Community College	Cedar Rapids
North Iowa Area Community College	Mason City
Northeast Iowa Community College	Calmar
Northwest Iowa Community College	Sheldon
Southeastern Community College	Keokuk, West Burlington
Southwestern Community College	Creston
Western Iowa Tech Community College	Denison, Sioux City

## Associate Degree Program Locations

COLLEGE	LOCATION
Des Moines Area Community College	Ankeny, Boone, Carroll, Des Moines, Newton
Eastern Iowa Community College District: <ul style="list-style-type: none"> <li>• Scott Community College</li> <li>• Clinton Community College</li> </ul>	Bettendorf Clinton
Hawkeye Community College	Waterloo
Indian Hills Community College	Centerville, Ottumwa, Online/hybrid
Iowa Central Community College	Fort Dodge, Storm Lake, Webster City, Eagle Grove
Iowa Lakes Community College	Emmetsburg
Iowa Valley Community College District: <ul style="list-style-type: none"> <li>• Ellsworth Community College</li> <li>• Marshalltown Community College</li> </ul>	Iowa Falls Marshalltown
Iowa Western Community College	Council Bluffs, Clarinda
Kirkwood Community College	Cedar Rapids
Mercy College of Health Sciences	Des Moines
North Iowa Area Community College	Mason City
Northeast Iowa Community College	Calmar, Peosta
Northwest Iowa Community College	Sheldon
Purdue University Global (formerly Kaplan)	Cedar Rapids, Council Bluffs, Des Moines
Southeastern Community College	Keokuk, West Burlington
Southwestern Community College	Creston, Red Oak
St. Luke's College	Sioux City
Western Iowa Tech Community College	Sioux City

## Bachelor's Degree Program Locations

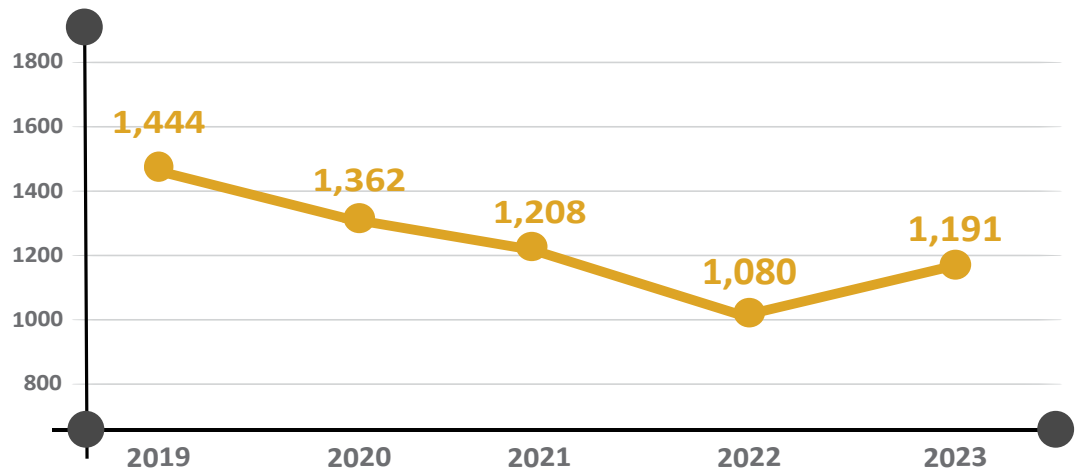
COLLEGE	LOCATION
Allen College	Waterloo
Briar Cliff University	Sioux City
Clarke University	Dubuque
Coe College	Cedar Rapids
Drake University	Des Moines
Dordt College	Sioux Center
Graceland University	Lamoni
Grand View University	Des Moines
Iowa State University	Ames
Luther College	Decorah
Mercy College of Health Sciences	Des Moines, Dubuque, Pella, Storm Lake
Morningside University	Sioux City
Mount Mercy University	Cedar Rapids
Northwestern College	Orange City
St. Ambrose University	Davenport
St. Luke's College	Sioux City
University of Dubuque	Dubuque
University of Iowa	Iowa City
University of Northern Iowa	Cedar Falls
Upper Iowa University	Fayette
Waldorf University	Forest City
Western Iowa Tech Community College	Sioux City
William Penn University	Oskaloosa

## Graduate Program Locations

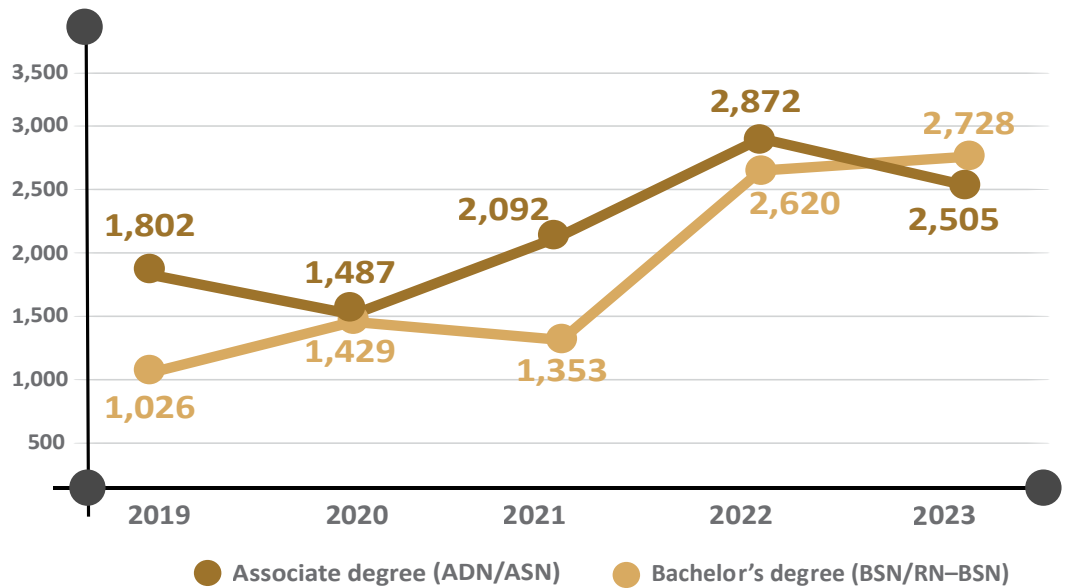
COLLEGE	LOCATION	DEGREE
Allen College	Waterloo	MSN, Certificate Programs, Doctorate DNP
Briar Cliff University	Sioux City	MSN, Certificate Programs, Doctorate DNP
Clarke University	Dubuque	Doctorate DNP
Graceland University	Lamoni	MSN, Certificate Programs, Doctorate DNP
Mercy College of Health Sciences	Des Moines	MSN
Morningside University	Sioux City	MSN, Certificate Programs, Doctorate DNP
Mount Mercy University	Cedar Rapids	MSN, Doctorate DNP
University of Iowa	Iowa City	MSN, Certificate programs, Doctorate DNP, Ph.D.

## Admissions Data

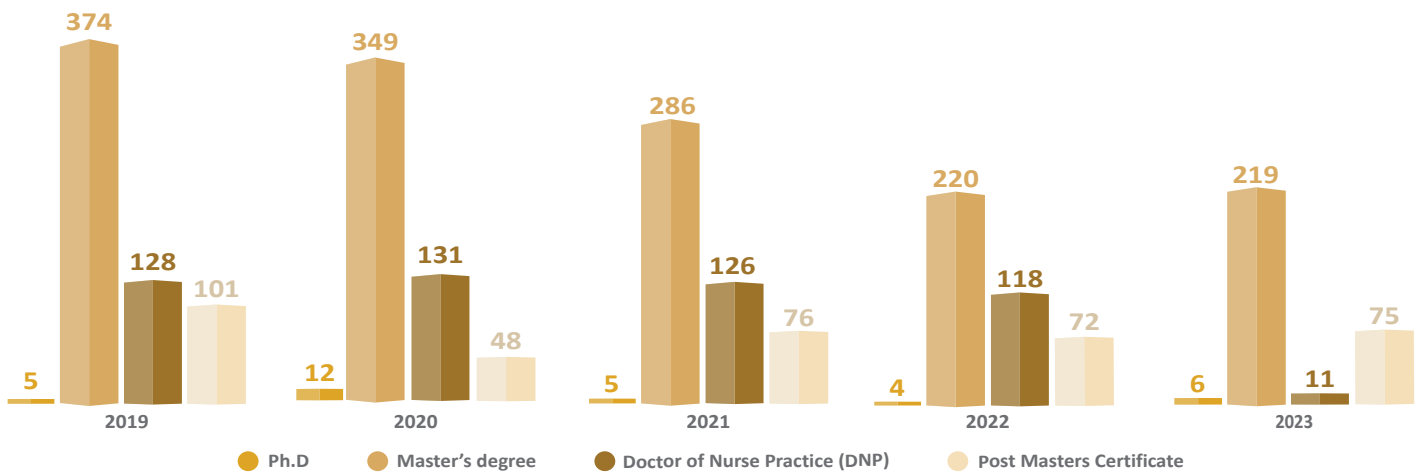
### Practical Nursing Programs



### Associate Degree and Bachelor's Programs

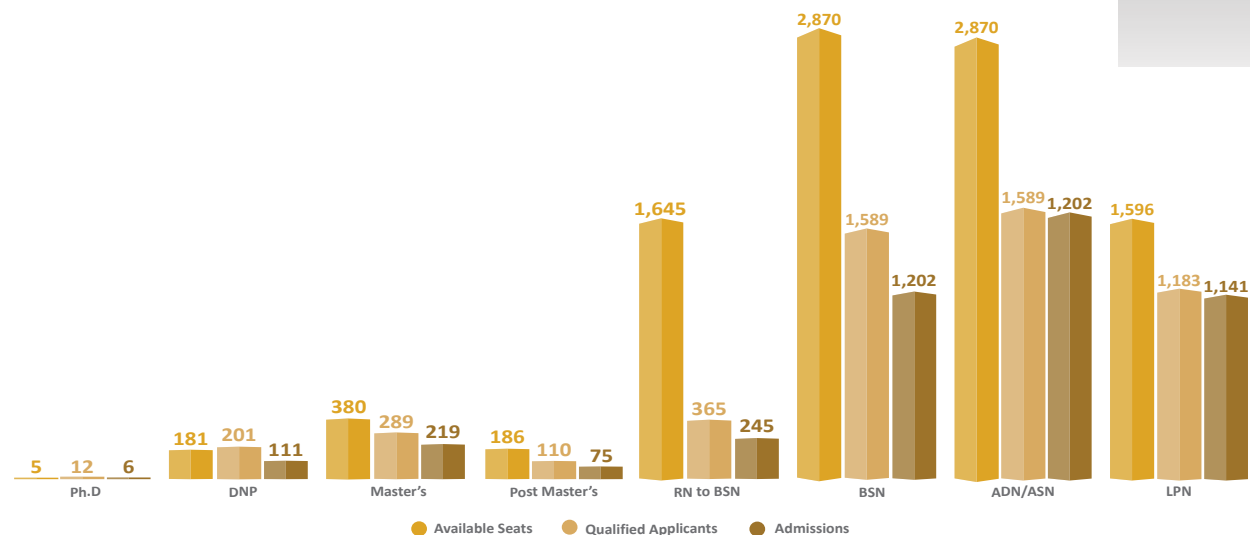


### Graduate Programs



## Capacity Data

Capacity for academic year 2023-2024 available seats to qualified applicants



## Enrollment Data

The data below is collected on Oct. 15 of each year and reported by the individual nursing programs. The data is reported by academic year.

PRACTICAL NURSING PROGRAM					
	2019-2020	2020-2021	2021-2022	2022-2023	2023-2024
Practical Nursing	1,326	1,084	1,080	1,141	1,199

REGISTERED NURSING PROGRAMS					
	2019-2020	2020-2021	2021-2022	2022-2023	2023-2024
Associate degree	2,194	2,220	2,003	2,146	2,505
Bachelor's degree	2,451	2,277	2,144	2,620	2,716
Pre-licensure (BSN)	1,956	1,784	1,813	2,212	2,308
Registered Nurse RN-BSN	495	493	331	408	422
<b>Total</b>	<b>4,645</b>	<b>4,497</b>	<b>4,147</b>	<b>4,766</b>	<b>5,221</b>

GRADUATE PROGRAMS					
	2019-2020	2020-2021	2021-2022	2022-2023	2023-2024
Doctoral - Ph.D	26	26	26	24	24
Doctoral - Doctor of Nursing Practice	355	285	352	305	305
Master's	725	575	300	467	450
Post Master's Certificate	72	36	46	84	70

## Graduation Data

The data below is collected between Aug. 1 and July 31 of each school year.

PRACTICAL NURSING PROGRAM					
	2019-2020	2020-2021	2021-2022	2022-2023	2023-2024
Practical Nursing	848	963	855	778	763

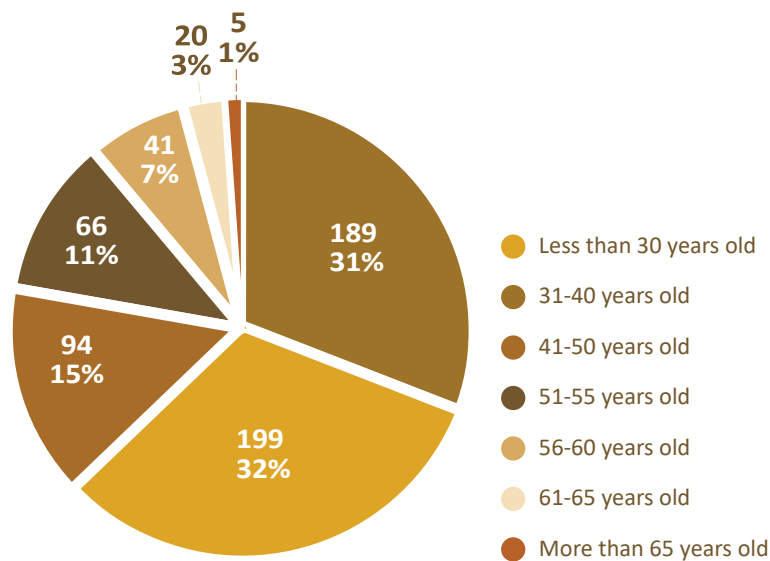
REGISTERED NURSING PROGRAMS					
	2019-2020	2020-2021	2021-2022	2022-2023	2023-2024
Associate degree	1,105	1,298	1,234	1,143	1,128
Bachelor's degree	1,199	1,165	1,088	1,055	1,231
Pre-licensure (BSN)	737	954	856	769	1,019
Registered Nurse RN-BSN	408	211	232	286	212

GRADUATE PROGRAMS					
	2019-2020	2020-2021	2021-2022	2022-2023	2023-2024
Doctoral - Ph.D	2	4	3	6	1
Doctoral - Doctor of Nursing Practice	77	98	111	142	83
Master's	290	356	285	298	205
Post Master's Certificate	44	48	60	42	37

## Faculty Data

The chart below is based on the academic year 2022-2023.

### Age Range of Nursing Education Faculty



FACULTY STATUS AND VACANCIES ACROSS ALL PROGRAMS	
STATUS	VACANCIES
Full-Time	38
Part-Time	6
Adjunct	116
Total	160

The background is a solid dark brown. In the top right corner, there are three light brown squares arranged in a 2x2 grid, with the bottom-right square missing. In the bottom left corner, there are six medium brown squares arranged in a 3x2 grid. The text "NURSING LICENSURE" is centered in the middle of the page in a white, sans-serif font.

# NURSING LICENSURE

## Exam Statistics

Licensed Practical Nursing (LPN) NCLEX® Data\*

	FY2020	FY2021	FY2022	FY2023	FY2024
National Test Takers	48,228	45,656	46,351	47,634	47,548
National Test Takers who Passed the Exam	41,299	37,934	36,896	38,075	41,214
Iowa Test Takers	704	747	729	699	720
Iowa Test Takers who Passed the Exam	673	699	672	642	694

LPN National vs. Iowa NCLEX® Passing Percentages

	FY2020	FY2021	FY2022	FY2023	FY2024
National Passing Percentage	85.63%	83.09%	79.60%	79.93%	87.59%
Iowa Passing Percentage	95.60%	93.57%	92.18%	91.85%	96.39%

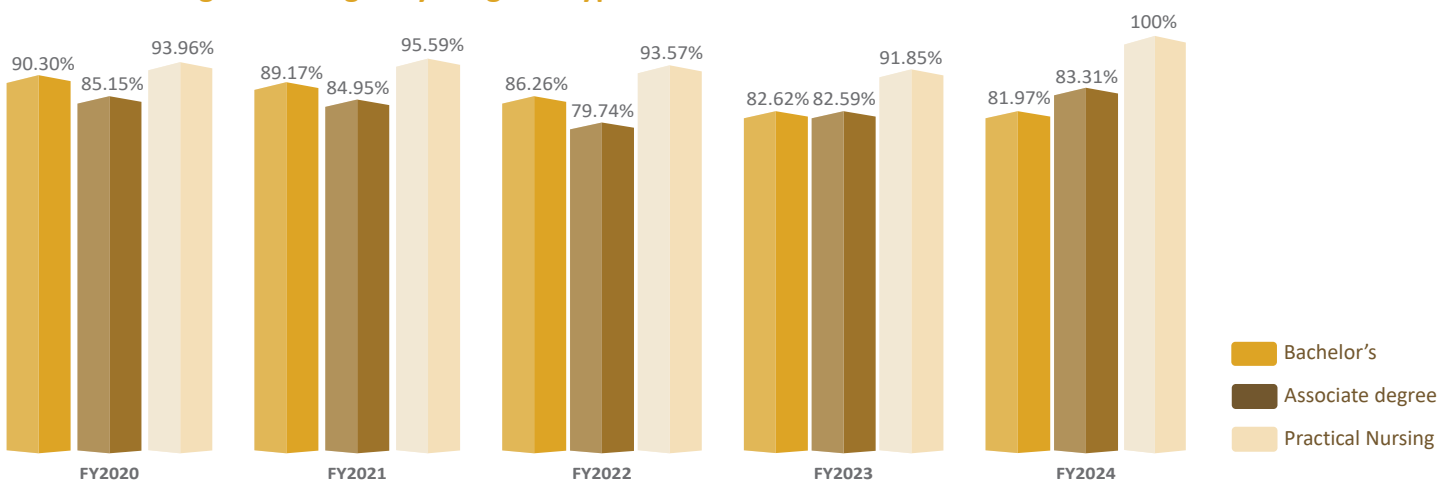
Registered Nursing (RN) NCLEX® Data

	FY2020	FY2021	FY2022	FY2023	FY2024
National Test Takers	171,374	177,394	185,054	187,979	186,351
National Test Takers who Passed the Exam	151,120	153,579	152,640	150,208	165,036
Iowa Test Takers	2,073	2,138	2,167	2,077	2,047
Iowa Test Takers who Passed the Exam	1,805	1,851	1,786	1,715	1,855

RN National vs. Iowa NCLEX® Passing Percentages

	FY2020	FY2021	FY2022	FY2023	FY2024
National Passing Percentage	88.18%	86.58%	82.48%	79.91%	88.56%
Iowa Passing Percentage	87.07%	86.58%	82.42%	82.57%	90.62%

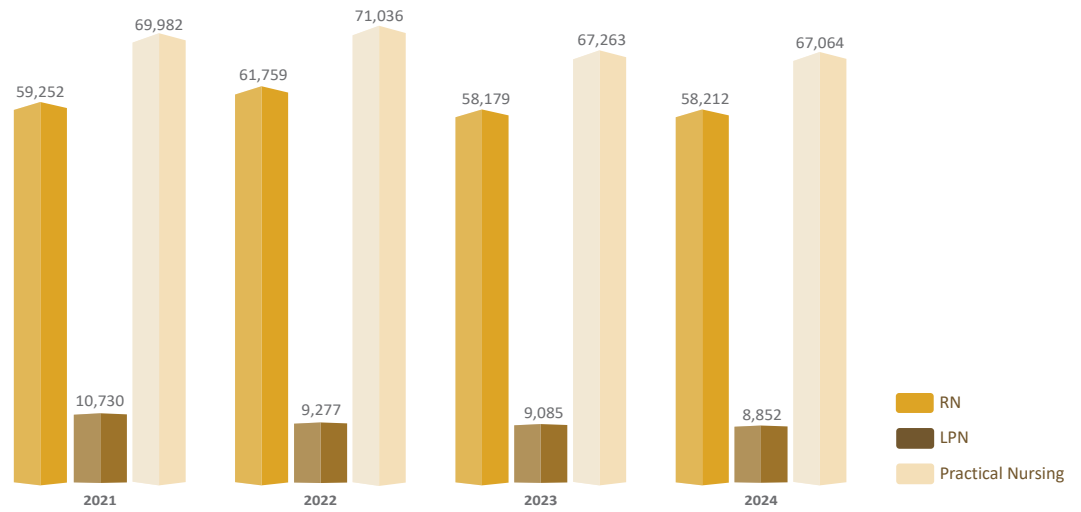
## NCLEX® Passing Percentages by Program Type



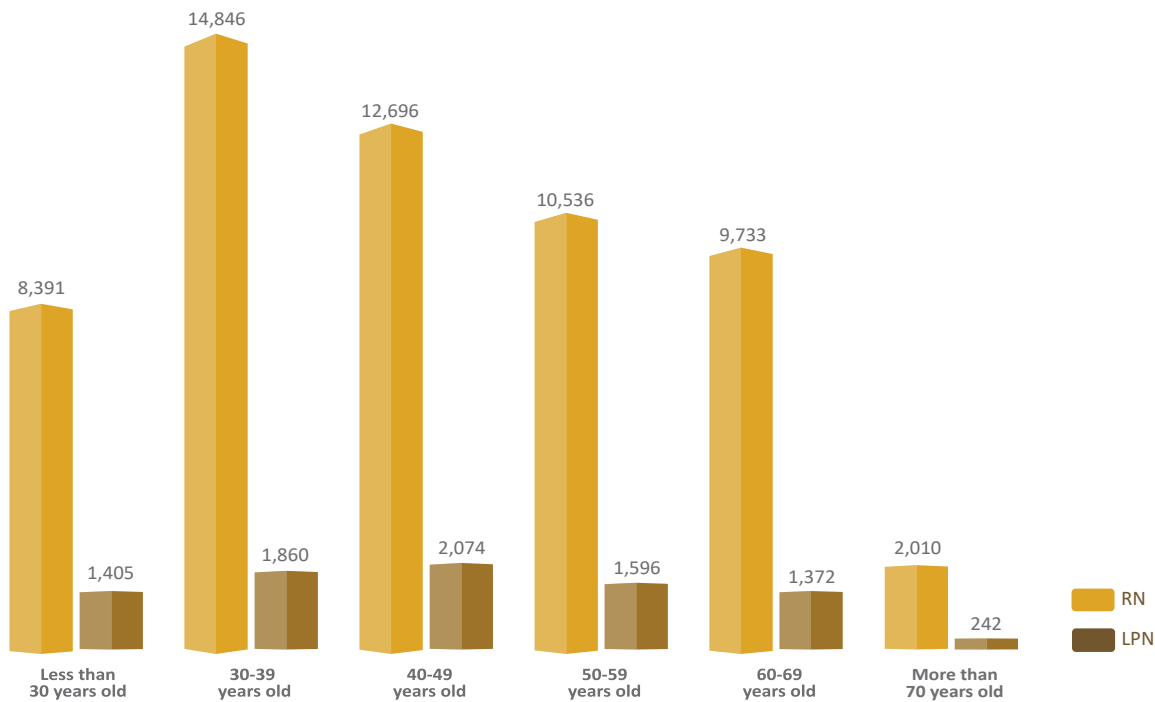
\*The National Council Licensure Examination (NCLEX)® is a standardized test that determines if a nursing student is ready to practice.

## Licensure Data

### RN and LPN Active Licenses



## Ages of Active RN and LPN Licensees



## Education of RN Licensees

Education Type	2020	2021	2022	2023	2024
Diploma	5,616	5,720	4,904	4,595	4,596
ADN/ASN	17,949	19,293	19,081	19,763	19,779
Bachelor's degree	31,453	32,911	31,984	32,282	32,299

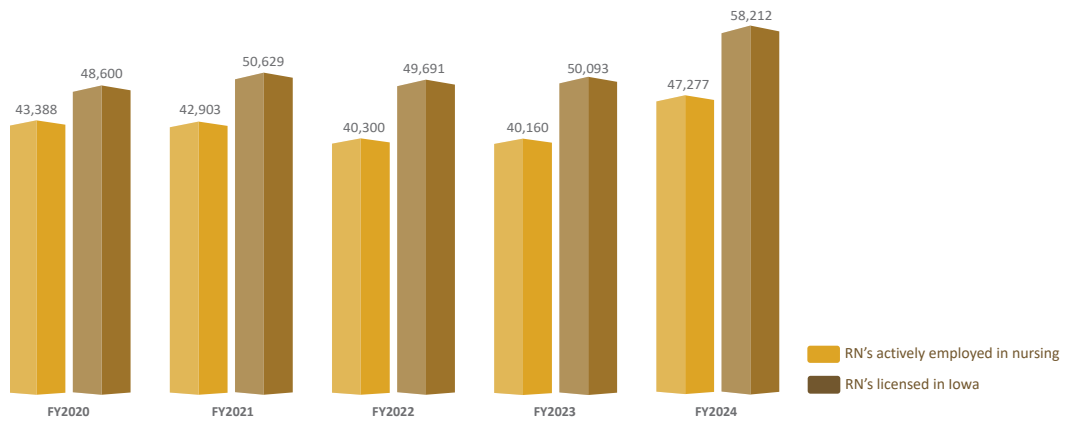
## ARNP Licensees Certification Type

Certification Type	2019	2020	2021	2022	2023	2024
Certified Family Nurse Practitioner	2,555	3,020	3,701	4,143	4,629	5,180
Family/Individual Across the Lifespan CNP	8	13	15	7	6	Ca
Certified Pediatric Nurse Practitioner	28	29	30	29	29	31
Pediatric Acute Care CNP	22	28	33	41	41	48
Pediatric Primary Care CNP	208	221	243	250	258	267
Certified Women's Health Care NP	166	162	179	180	191	193
Women's Health/Gender Related CNP	3	8	9	5	4	9
Certified Psych/Mental Health NP	294	333	405	453	497	486
Psychiatric Mental Health Across the Lifespan CNP	37	73	159	250	304	587
Certified Adult Nurse Practitioner	167	179	211	191	217	224
Adult/Gerontology Acute Care CNP	125	168	218	265	314	348
Adult/Gerontology Primary Care CNP	166	224	278	300	338	369
Certified Gerontological NP	47	50	54	47	41	41
Certified Neonatal Nurse Practitioner	85	96	100	99	104	112
Neonatal CNP	13	18	18	15	17	20
Acute Care Nurse Practitioner	105	109	122	122	124	126
Certified Registered Nurse Anesthetist	624	686	788	758	786	839
Certified Nurse Midwife	139	147	160	153	157	168
Certified Clinical Nurse Specialist	77	78	86	74	75	75
<b>Total</b>	<b>4,506</b>	<b>4,869</b>	<b>5,642</b>	<b>6,809</b>	<b>8,131</b>	<b>9,129</b>

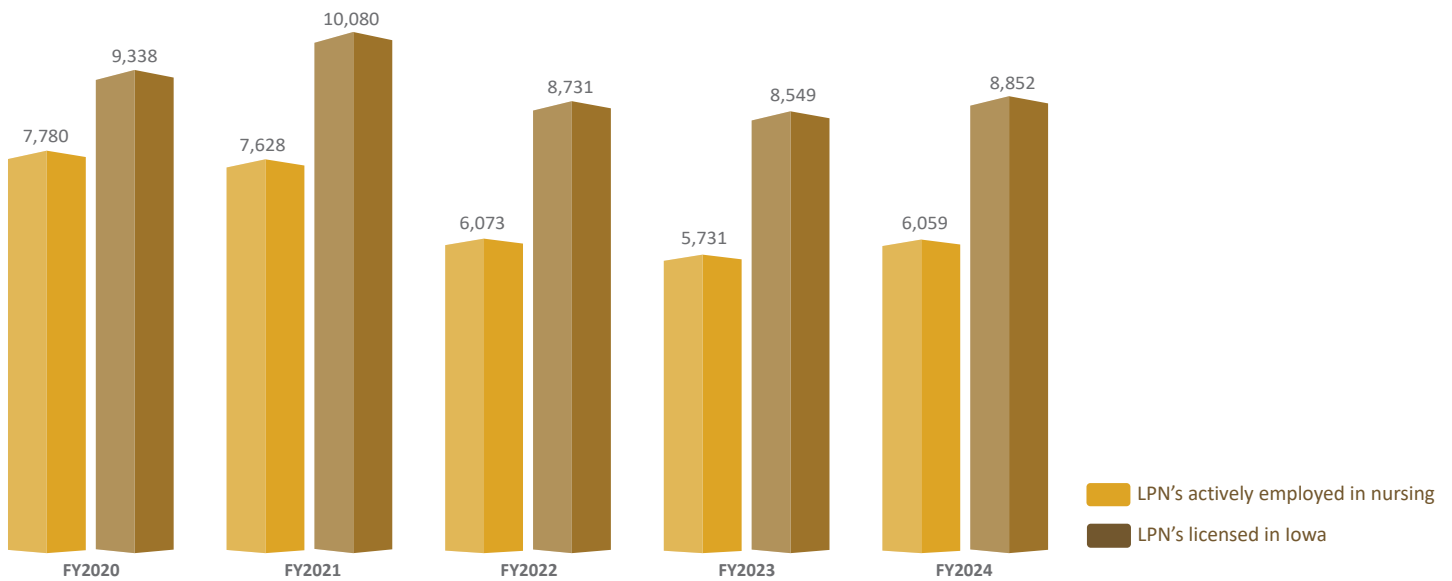
## Employment Data

### RNs Employed in Iowa

RN's and LPN's actively employed in Iowa.



### LPNs Employed in Iowa

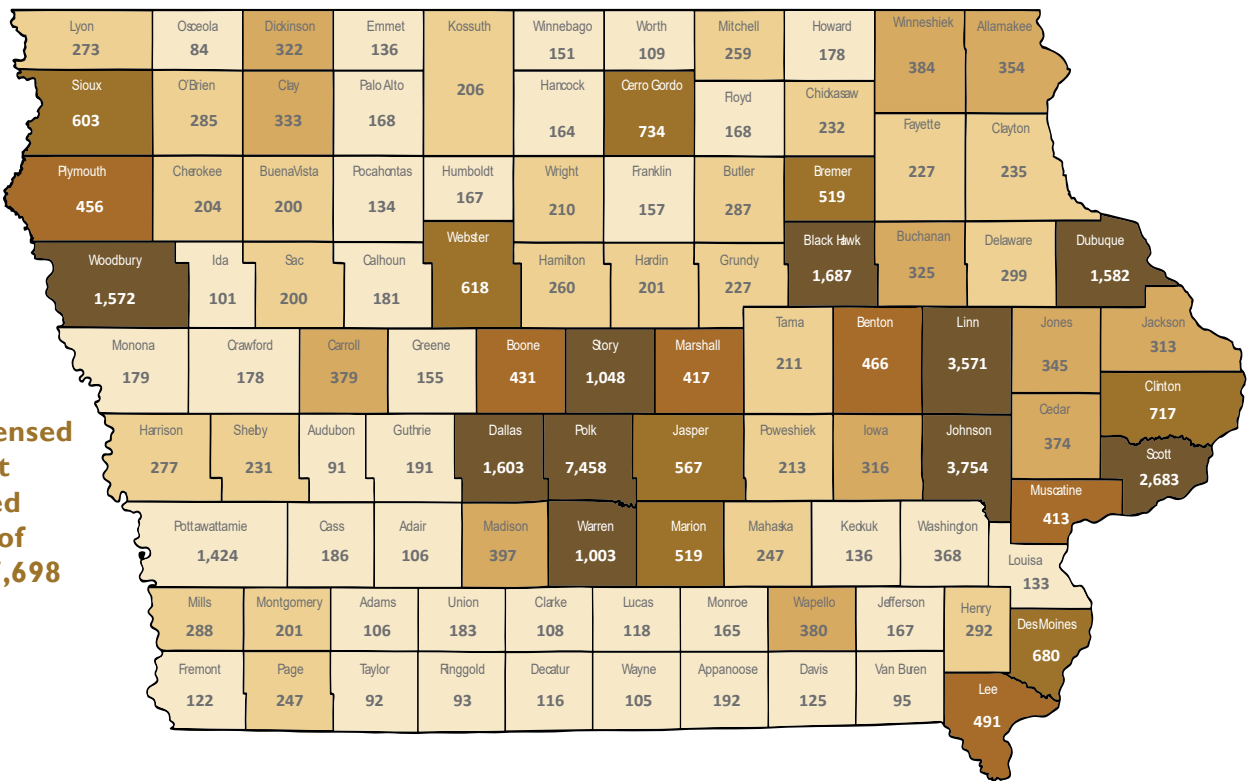


The background is a solid brown color. There are several lighter brown squares of varying sizes arranged in a grid-like pattern. In the top right corner, there are three squares: two in the top row and one in the row below them. In the bottom left corner, there are six squares arranged in three rows: one square in the top row, two squares in the middle row, and three squares in the bottom row. The text 'NURSING WORKFORCE DISTRIBUTION' is centered in the middle of the page in white, uppercase letters.

# NURSING WORKFORCE DISTRIBUTION

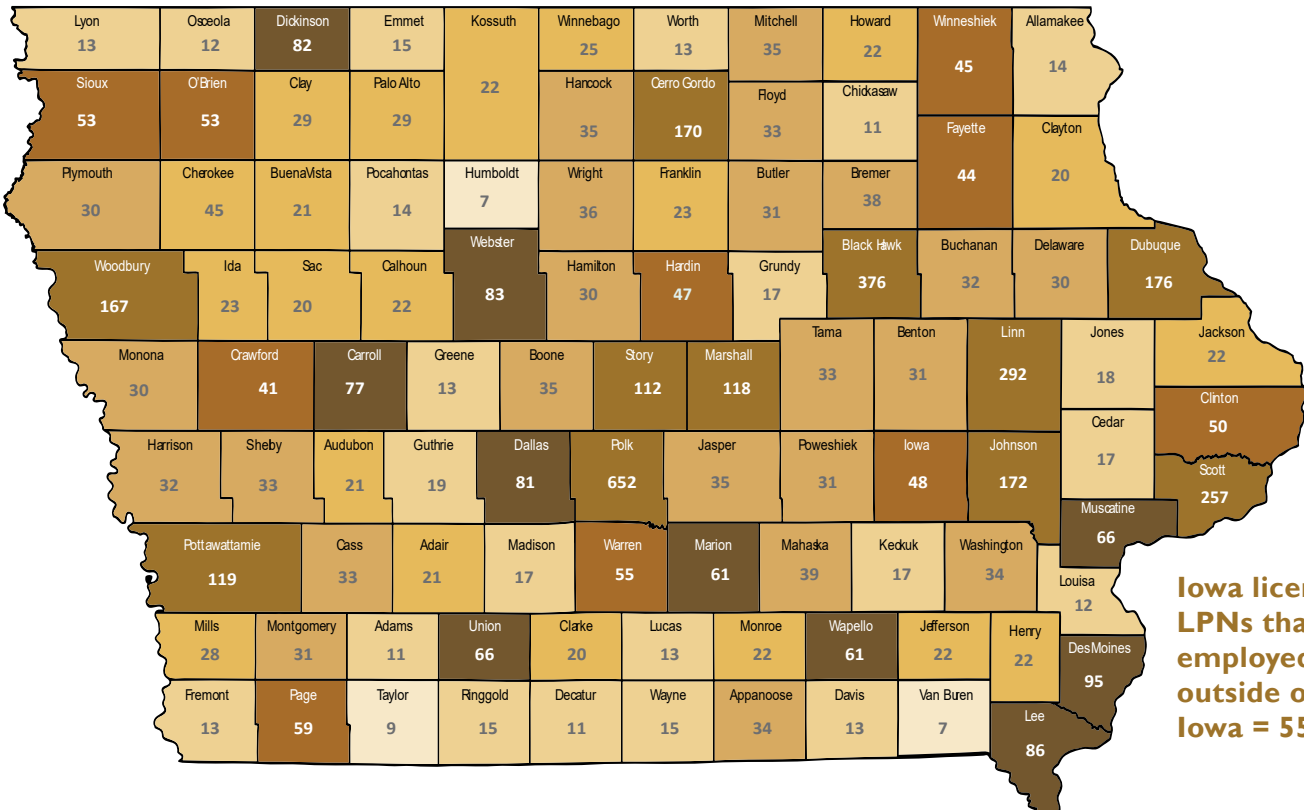
## Map of Active RNs in Iowa by county

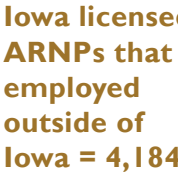
Iowa licensed  
RNs that  
employed  
outside of  
Iowa = 7,698



## Map of Active LPNs in Iowa by county

Iowa licensed  
LPNs that  
employed  
outside of  
Iowa = 551







**Department of Inspections,  
Appeals, & Licensing**

**DIAL Headquarters**

6200 Park Ave., Suite 100  
Des Moines, IA 50321  
Phone: 515.281.3425

**Administrative Hearings Division**

Wallace State Office Building  
502 E. Ninth Street, Third Floor  
Des Moines, IA 50319  
Phone: 515.281.6468

**Worker's Compensation Division**

150 Des Moines Street  
Des Moines, IA 50309  
Phone: 515.725.4120

