

IOWA BOARD OF NURSING

Kathleen R. Weinberg, MSN, RN, Executive Director



ANNUAL REPORT
JULY 1, 2020 - JUNE 30, 2021



A Publication of:



MISSION STATEMENT

The mission of the board is to protect the public health, safety and welfare by regulating the licensure of nurses, the practice of nurses, nursing education and continuing education.

For more information contact:

Iowa Board of Nursing
Laura R. Hudson, MSN, RN
Associate Director
515.281.3255
laura.hudson@iowa.gov
nursing.iowa.gov

TABLE OF CONTENTS

Section	Page
Iowa Board of Nursing: Members	3
Iowa Board of Nursing: Staff	4
Introduction	5
Nursing Education	6
Approved Programs by Degree Type.....	7
Enrollment Data.....	12
Graduation Data	13
Faculty.....	14
Nursing Practice	15
Nursing Workforce.....	17
Nurse Assistance Program.....	19
Continuing Education.....	21
Licensure	23
Examination Statistics	25
Testing Accommodations.....	27
ARNP Licensees	28
Renewals and Temporary Licenses.....	29
Reactivations and Reinstatements.....	30
Endorsements	31
Veteran Application Processing	32
Verifications	33
Number of Licensees	34
Duplicates and Licensure Compact	35
Employment Statistics	36
Age Profile.....	37
Statistical Overview	38

TABLE OF CONTENTS

CONTINUED

Section	Page
Enforcement	39
Disciplinary Statistics	40
Case Statistics	42
Administration.....	45
Presentations.....	45
Staff Representation on Committees and Organizations.....	45
Website & Newsletter	45
COVID-19 Pandemic Response.....	46
Fees	47
Financial Report	48
Organizational Chart.....	50
Appendices	51
Appendix A: Active RN Licenses by County.....	51
Highest-Level Education: Diploma.....	52
Highest-Level Education: Associate Degree	53
Highest-Level Education: Baccalaureate.....	54
Highest-Level Education: Master's.....	55
Appendix B: Active LPN Licenses by County	56
Appendix C: Active ARNP Licenses by County.....	57

IOWA BOARD OF NURSING: MEMBERS

MAY 1, 2021 - APRIL 30, 2022

Board Member

Term Ends

Mark G. Odden, BSN, MBA, CRNA, ARNP.....2022
Chairperson
Manchester, IA
Representing Nursing Practice

Nancy Kramer, EdD, ARNP, CPNP, CNE2022
Vice Chairperson
Independence, IA
Representing Nursing Education

Stephanie Carr, MSN, RN.....2023
Chariton, IA
Representing Nursing Practice

Amy Beltz, LPN.....2023
Marion, IA
Representing Nursing Practice

B.J. Hoffman Resigned 7/26/2021
Liscomb, IA
Representing the Public

Gordon Goettsch, DDS.....2022
Manchester, IA
Representing the Public

Amber N. Mahrt, RN, MSN.....2024
Denison, IA
Representing Nursing Education

IOWA BOARD OF NURSING: STAFF

JUNE 30, 2021

Staff Member	Title
Kathleen R. Weinberg, MSN, RN	Executive Director
Laura R. Hudson, MSN, RN	Associate Director Continuing Education/Workforce
Jimmy A. Reyes, PhD(c), DNP, AGNP, RN.....	Associate Director Practice/Education
Doug Bartels, BA.....	Associate Director Enforcement
Maggie Schwarck, MSN, RN.....	Associate Director Licensing Administration
Gail Beebe	Information Technology Specialist
Taunya Cunningham, BSN, RN	Health Professions Investigator
Kathleen Beebout, JD, RN.....	Health Professions Investigator
Bill Hansen, BA	Health Professions Investigator
Diane Burkert, BSN, RN	Health Professions Investigator
Eric Holsapple, BA	Health Professions Investigator
Lucas Bee, BA	Health Professions Investigator
Anne Ryan, BSN, RN	Health Professions Investigator
Laci Olson, BA	Health Professions Investigator
Rhonda Ruby, MSM, RN....	Iowa Nurse Assistance Program Coordinator
Michele Royer, LBSW....	Iowa Nurse Assistance Program Case Manager
Margaret Armagost	Administrative Assistant 2
Karly Stamper.....	Secretary 3
Tracey Westby	Secretary 2
David Brunk	Clerk Specialist
Darlene Rodgers.....	Clerk Specialist
Gail Vos	Clerk Specialist
Jayne Hildreth.....	Clerk Specialist
Vicki Carlson.....	Clerk Advanced

INTRODUCTION

The mission of the board is to protect the public health, safety, and welfare by regulating the licensure of nurses, the practice of nurses, nursing education, and continuing education.

The members of the Iowa Board of Nursing conduct their business in accordance with the Iowa Code chapters 17A, 21, 22, 147, 147A, 152, 152E, and 272C; and the Iowa Administrative Code, Nursing Board [655].

Functions of the Board as provided by regulations include:

Promulgation of rules and regulations to carry out the mandate of the laws.

Approval of all Iowa nursing education programs preparing a person to be a registered nurse or a licensed practical nurse. Approval of all Iowa advanced formal academic nursing education programs.

Defining the practice of nursing through standards of practice for the registered nurse, licensed practical nurse and the advanced registered nurse practitioner.

Oversight of continuing education for nurses for license renewal and reactivation of licenses.

Oversight of licensure examination administration.

Licensure of registered nurses, licensed practical nurses, and advanced registered nurse practitioners. Renewal, reactivation, and reinstatement of licenses.

Verification of licensure to and from other jurisdictions.

Enforcement of the laws and rules applicable to the practice of nursing including the use of disciplinary proceedings and disciplinary action.

Maintenance of a database management system which allows the retrieval of both individual and statistical data.

Maintenance of records of all Board proceedings.

Establishment of fees based on the cost of sustaining the Board and the actual costs of licensing.

Operation within sound fiscal management principles.

The collection, analysis, and dissemination of nursing workforce data.

Nursing Education Programs

The Iowa Code requires the Iowa Board of Nursing to approve nursing education programs preparing registered nurse and practical nurse candidates and all advanced formal academic nursing education programs.

Between July 1, 2020 and June 30, 2021, site visits were made to 8 programs in 4 institutions.

For the purposes of this report, nursing programs are listed separately by site and type. In some instances, more than one site may share administration by a single program, a common philosophy, curriculum, and faculty.

Figure 1, below, provides an overall summary of the number of approved nursing education programs available in Iowa by type.

Figure 1: Total Number of Approved Nursing Education Programs by Type

Type of Program	Number
Practical Nursing	26
Associate Degree	34
Baccalaureate	21
Master's (academic)	6
Post-Master's	5
Doctoral (DNP)	7
Doctoral (PhD)	1
Total	100

A listing of Nursing Education Programs is provided on the following pages and is organized by type of degree.

NURSING EDUCATION: APPROVED PROGRAMS BY DEGREE TYPE

Practical Nursing Programs

Des Moines Area Community College	Boone
Eastern Iowa Community College District.....	Bettendorf
Scott Community College	
Eastern Iowa Community College District.....	Clinton
Clinton Community College	
Hawkeye Community College.....	Waterloo
Indian Hills Community College	Centerville
Indian Hills Community College	Ottumwa
Indian Hills Community College	Ottumwa Evening
Iowa Central Community College.....	Fort Dodge
Iowa Central Community College.....	Storm Lake
Iowa Central Community College.....	Webster City/Eagle Grove
Iowa Lakes Community College.....	Emmetsburg
Iowa Valley Community College District.....	Iowa Falls
Ellsworth Community College	
Iowa Valley Community College District.....	Marshalltown
Marshalltown Community College	
Iowa Western Community College.....	Council Bluffs
Iowa Western Community College.....	Clarinda
Iowa Western Community College.....	Alegent
Kirkwood Community College.....	Cedar Rapids
North Iowa Area Community College.....	Mason City

**NURSING EDUCATION:
APPROVED PROGRAMS
BY DEGREE TYPE**
CONTINUED

Practical Nursing Programs (continued)

Northeast Iowa Community College Calmar
 Northeast Iowa Community College Peosta
 Northwest Iowa Community College Sheldon
 Southeastern Community College Keokuk
 Southeastern Community College West Burlington
 Southwestern Community College Creston
 Western Iowa Tech Community College Denison
 Western Iowa Tech Community College Sioux City

Associate Degree Nursing Programs

Des Moines Area Community College Ankeny
 Des Moines Area Community College Boone
 Des Moines Area Community College Carroll
 Des Moines Area Community College Des Moines
 Des Moines Area Community College Newton
 Eastern Iowa Community College District Bettendorf
 Scott Community College
 Eastern Iowa Community College District Clinton
 Clinton Community College
 Hawkeye Community College Waterloo
 Indian Hills Community College Centerville
 Indian Hills Community College Ottumwa
 Indian Hills Community College Online/Hybrid
 Iowa Central Community College Fort Dodge
 Iowa Central Community College Storm Lake
 Iowa Central Community College Webster City/Eagle Grove
 Iowa Lakes Community College Emmetsburg

**NURSING EDUCATION:
APPROVED PROGRAMS
BY DEGREE TYPE**
CONTINUED

Associate Degree Nursing Programs (continued)

Iowa Valley Community College District	Iowa Falls Ellsworth Community College
Iowa Valley Community College District	Marshalltown Marshalltown Community College
Iowa Western Community College	Council Bluffs
Iowa Western Community College	Clarinda
Purdue University Global (formerly Kaplan University)	Cedar Falls
Purdue University Global (formerly Kaplan University)	Cedar Rapids
Purdue University Global (formerly Kaplan University)	Des Moines
Kirkwood Community College	Cedar Rapids
Mercy College of Health Sciences	Des Moines
North Iowa Area Community College	Mason City
Northeast Iowa Community College	Calmar
Northeast Iowa Community College	Peosta
Northwest Iowa Community College	Sheldon
Southeastern Community College.....	Keokuk
Southeastern Community College.....	West Burlington
Southwestern Community College	Creston
Southwestern Community College	Red Oak
St. Luke's College	Sioux City
Western Iowa Tech Community College	Sioux City

Baccalaureate Nursing Programs

Allen College	Waterloo
Briar Cliff University	Sioux City
Clarke University.....	Dubuque
Coe College	Cedar Rapids
Dordt College	Sioux Center

**NURSING EDUCATION:
APPROVED PROGRAMS
BY DEGREE TYPE**
CONTINUED

Baccalaureate Nursing Programs (continued)

Graceland University.....	Lamoni
Grand View University.....	Des Moines
Iowa State University.....	Ames
Iowa Wesleyan University.....	Mount Pleasant
Luther College.....	Decorah
Mercy College of Health Sciences.....	Des Moines
Morningside College.....	Sioux City
Mount Mercy University.....	Cedar Rapids
Northwestern College.....	Orange City
St. Ambrose University.....	Davenport
St. Luke's College.....	Sioux City
University of Dubuque.....	Dubuque
University of Iowa.....	Iowa City
Upper Iowa University.....	Fayette
Waldorf College.....	Forest City
William Penn University.....	Oskaloosa

Master's in Nursing Programs

Allen College.....	Waterloo
Briar Cliff University.....	Sioux City
Graceland University.....	Lamoni
Morningside College.....	Sioux City
Mount Mercy University.....	Cedar Rapids
University of Iowa.....	Iowa City

**NURSING EDUCATION:
APPROVED PROGRAMS
BY DEGREE TYPE**
CONTINUED

Post-Master's Nursing Certificate Programs

Allen College.....	Waterloo
Briar Cliff University	Sioux City
Graceland University.....	Lamoni
Morningside College.....	Sioux City
University of Iowa	Iowa City

Doctorate in Nursing Practice Programs (DNP)

Allen College.....	Waterloo
Briar Cliff University	Sioux City
Clarke University	Dubuque
Graceland University.....	Lamoni
Morningside College.....	Sioux City
Mount Mercy University.....	Cedar Rapids
University of Iowa	Iowa City

Doctorate in Nursing (PhD)

University of Iowa	Iowa City
--------------------------	-----------

NURSING EDUCATION: ENROLLMENT DATA

Figure 2: Nursing Education Enrollment Data, 2016-2020

	ENROLLMENT ON OCTOBER 15 OF EACH YEAR				
	2015-2016	2016-2017	2017-2018	2018-2019	2019-2020
<small>(#) = No. of educational institutions that offer these degrees</small>					
Associate Degree (34)	2,240	2,130	2,290	2,068	2,194
Baccalaureate (21)	4,257	3,534	2,777	2,689	2,451
Pre-Licensure	2,240	2,135	1,773	1,843	1,956
Registered Nurse	2,017	1,399	1,004	846	495
Total	6,497	5,664	5,067	4,757	4,645
Practical Nursing Programs (26)	1,225	1,240	1,222	1,137	1,326
GRADUATE PROGRAMS IN NURSING					
Doctoral - PhD (1)	23	33	23	23	26
Doctoral - Doctor of Nursing Practice (6)	333	320	289	270	335
Master's (6)	2,281	1,966	962	960	725
ADVANCED PRACTICE PROGRAMS IN NURSING					
Post-Master's Certificate (5)	242	230	89	97	72

NURSING EDUCATION: GRADUATION DATA

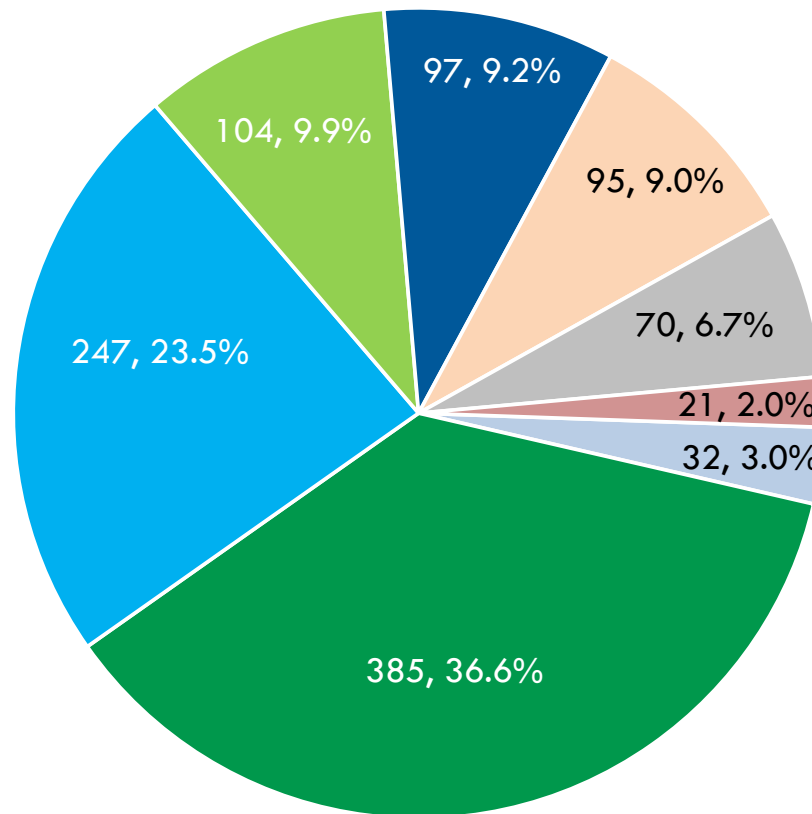
Figure 3: Nursing Education Graduation Data, 2016-2020

	GRADUATIONS BETWEEN 8/1 AND 7/31 OF EACH SCHOOL YEAR				
	2015-2016	2016-2017	2017-2018	2018-2019	2019-2020
<i>(#) = No. of educational institutions that offer these degrees</i>					
Associate Degree (34)	1,411	1,183	1,276	1,105	1,298
Baccalaureate (21)	2,133	1,830	1,199	1,199	1,165
Pre-Licensure	668	741	775	737	954
Registered Nurse	1,465	1,089	424	408	211
Total	3,544	3,013	2,475	2,304	2,463
Practical Nursing Programs (26)	977	718	800	848	963
GRADUATE PROGRAMS IN NURSING					
Doctoral - PhD (1)	5	3	2	2	4
Doctoral - Doctor of Nursing Practice (7)	68	96	86	77	98
Master's (6)	589	525	255	290	356
ADVANCED PRACTICE PROGRAMS IN NURSING					
Post-Master's Certificate (5)	85	84	30	44	48

NURSING EDUCATION: FACULTY DATA

Figure 4: Age Range of Nursing Education Faculty, 2020

■ <30 ■ 31-40 ■ 41-50 ■ 51-55 ■ 56-60 ■ 61-65 ■ >65 ■ Unknown



In 2020, over 60.1 percent of nursing education faculty were 31 to 50 years old compared to 34.8 percent that are over the age of 50.

2020 FACULTY AND VACANCIES

Figure 5: Total Number of Faculty and Vacancies Across All Programs, 2020

Status	Current Faculty	Faculty Vacancies
Full-Time	423	15
Part-Time	99	2
Adjunct	529	79
Total	1,051	96

Iowa ARNP Advisory Committee

The Iowa Advanced Registered Nurse Practitioner (ARNP) Advisory Committee was formed on September 22, 2015, in response to the Institute of Medicine’s landmark report examining the emerging role and responsibility of the Advanced Registered Nurse Practitioner (2010) and the National Council of State Boards of Nursing (NCSBN) Consensus Model report (2008). The Iowa Board of Nursing charged the ARNP Advisory Committee to examine education, practice, legislative, and regulatory trends and issues that may have an impact on patient safety and quality of care in accordance with its mission of public protection. The Advisory Committee meets on a quarterly basis.

Based on the Consensus Model, there are four advanced practice roles and six population foci. The four roles include the Clinical Nurse Specialist, Certified Nurse Midwife, Certified Nurse Practitioner, and Certified Registered Nurse Anesthetist. The six population foci include Women’s Health and Gender-related, Family Individual across the Lifespan, Psychiatric Mental Health, Adult/Gerontology, Pediatrics, and Neonatal. The ARNP Advisory Committee is composed of the following individuals, which represent the four advanced practice roles:

Committee Member	Affiliation
W. Keith Barnhill, Ph.D., CRNA, ARNP	Iowa Anesthesia LC Manchester
Mary Dirks, DNP, RN, ARNP..... CPNP-PC, FAANP	University of Iowa College of Nursing, Iowa City
Jill Duffy, ARNP, AGPCNP, RN-BC.....	Central States Medicine West Des Moines
Kathleen Fear, DNP, ARNP, CRNA	University of Iowa Hospitals & Clinics Ambulatory Surgery Center Iowa City
Martha Goedert, Ph.D., CNM, FNP, ARNP	University of Nebraska Medical College Lincoln, NE
Cheryll Jones, CPNP, ARNP	Division of Child & Community Health Child Health Specialty Clinics Bloomfield

Committee Member

Affiliation

Belinda Lassen, CNM, ARNP.....Promise Community Health Center
Sioux Center

Maria Lofgren, DNP, ARNP, NNP-BC, CPNP.....University of Iowa
Hospitals and Clinics
Iowa City

Susan Pair, MSN, CRNA, ARNP..... Skiff Medical Center
Newton

Sharon Scandrett Hibdon, Ph.D., CNS,..... Genesis Mental Health Clinic
FNP, MS, BSN
Perry

Sue Whitty, MA, ARNP, CNS.....Hillcrest Mental Health Center
Dubuque

Board Staff Participants:

Kathy Weinberg, MSN, RN, Executive Director

Jimmy A. Reyes, Ph.D.(c), DNP, AGNP, RN, FRE, Associate Director,
Practice & Education

References:

Institute of Medicine of the National Academies. (2010). *The future of nursing leading change, advancing health: Report Recommendations*. Retrieved from <https://pubmed.ncbi.nlm.nih.gov/24983041/>

National Academy of Medicine. (NAM). (2020). *The future of nursing 2020-2030*. Retrieved from <https://nam.edu/publications/the-future-of-nursing-2020-2030/>

National Council of State Boards of Nursing. (NCSBN). (2008). *Consensus Model for APRN Regulation: Licensure, accreditation, certification, and education*. Retrieved from https://www.ncsbn.org/FINAL_Consensus_Report_070708_w._Ends_013009.pdf

Iowa Center for Nursing Workforce

The Iowa Center for Nursing Workforce is staffed by an associate director employed by the Iowa Board of Nursing. Iowa is a subscriber/member of the National Forum of State Nursing Workforce Centers, which includes nearly forty participating nurse workforce entities across the nation. The National Forum focuses on data collection and research to address predicted nursing shortages, and works to assure that an adequate supply of qualified nurses will be available to meet the future health and wellness needs of the U.S. population. Iowa participates in this research.

The Iowa Center was represented at the 2020 virtual mid-year meeting and the 2021 virtual annual meeting of the National Forum; the associate director is also on the Forum’s finance committee. Laura Hudson co-authored a Forum published article and participated in the analysis and writing of *The 2020 National Nursing Workforce Survey*.

The Iowa Center for Nursing Workforce committee met three times in the year and worked on the strategic plan dated 2020—2021. The *Iowa Nursing Demand Survey Report* was released in April 2021.

Committee Member

Affiliation

Julie Adair, RN.....	Vice President, Home Care and Workforce Iowa Health Care Association/Iowa Center for Assisted Living West Des Moines
Jane Bradley, Ph.D.	Administrative & Health Science Consultant Iowa Department of Education Des Moines
Stephanie Capesius, BSN, RN.....	Nurse Manager Kossuth Regional Health Center Algona
Laura Coyle, DNP, RN, CNL.....	Performance Improvement Nurse VA Medical Center Des Moines
Cristie Duric, MPH, RRT.....	Primary Care Officer Bureau of Policy & Workforce Services Iowa Department of Public Health Des Moines
Carol Fridal, MS, RN, EMT, CEN, CLNC.....	Staff Nurse UnityPoint Health—STL Emergency Department Cedar Rapids

Committee Member

Affiliation

Tonya Johannes, DNP, MSN, ARNP-BC, RN.....Family Practice NP
(Resigned 7/21/2021) Mahaska Health Partnership
Oskaloosa

Nancy Conzett Muecke, Ph.D.Public Member, Healthcare Consumer
Career Counselor/Consultant
Ankeny

Ryan M. Murphy, MPA, BA.....Bureau Chief
Labor Market Information Division,
Iowa Workforce Development
Des Moines

Jennifer Nutt, DNP, RN.....Vice President, Nursing & Clinical Services
Iowa Hospital Association
Des Moines

Laurie Simmons, MSN, CNE, RN Associate Professor
Kirkwood Community College
Cedar Rapids

Amy Skelton, RN.....Clinical Services Liaison
CVS Specialty Infusion Services, CVS Health
Kalona

Mary Tarbox, Ed.D, RN Retired Dean, Martin-Herold College of
Nursing & Health, Mount Mercy University, Cedar Rapids
Co-Chair, Iowa Action Coalition

Ginny Wangerin, Ph.D., MSN, RN, CNE.....Administrator Emeritus, DMACC
Lead Nurse Planner & Consultant, NurseTim, Inc.
Founder of the RN-BSN Program, Iowa State University
Clive

The Center’s webpage can be found under the Board of Nursing’s main page at nursing.iowa.gov.

Iowa collects standardized minimum dataset (MDS) information about the LPN/RN/APRN workforce through the Iowa Board of Nursing’s online licensure process. The data collected through the online licensure system assists the state with forecasting nursing workforce supply. Nurse licensees report initial level of education, highest level of education, primary practice areas, and information about employment status (full-time, part-time, or unemployed). With every three-year renewal, this information is updated for each individual licensee. The Center then produces periodic nurse supply information.



Recovering Nurse Program

The Iowa Nurse Assistance Program (INAP) was established in 2016 through the Iowa Board of Nursing. It is a confidential monitoring program for nurses who are impaired as a result of a substance use disorder or by a mental or physical condition. INAP is a voluntary program that provides an opportunity for licensed professionals to receive treatment while maintaining their licensure status. The program operates within the Iowa Administrative Code 655, Chapter 19.

INAP shares the mission of the Iowa Board of Nursing which is to protect the public health, safety and welfare by regulating the licensure of nurses, the practice of nurses, nursing education and continuing education. INAP also maintains a working relationship with the Iowa Board of Nursing. Participation in INAP may be confidential as long as the nurse remains in compliance with their individualized INAP contract.

INAP Advisory Committee (INAPC)

INAP is managed by a committee who works with the program coordinator and program case manager. The Board of Nursing appoints INAP Committee members and membership requirements are based on administrative code. Committee members include the executive director of the Iowa Board of Nursing, substance and mental health professionals, nurses recovering from substance use, and a public member.

The INAP committee conducts in person meetings on a quarterly basis and conference calls on a **quarterly** basis. During non-meeting months the co-chairs serve as resources on cases. All participants seeking entry into INAP need approval from the INAP committee. Program and contract noncompliance are also reviewed by the INAPC. INAP works with an Assistant Attorney General, who provides legal counsel for the program.

INAP Staff

Rhonda Ruby, MS, RN operates as the INAP Coordinator.

Michele Royer, LBSW, serves as the INAP Case Manager.

Anagha Dixit, an Assistant Iowa Attorney General, provides legal counsel for the program.



INAP Committee Member (2019-2022)

Affiliation

- Robert Colin Public Consumer
- Misstie Day, RN, CARN..... Substance use Management Nurse
(Resigned 5/6/21) Crisis Stabilization Unit, Unity Point
Rock Island, Illinois
- Karen Ganzer, MSN, RN.....Retired Department Chair
Eastern Iowa Community College
Davenport, Iowa
- Jessica Raun, BSN, RN, MBA..... Nurse Manager, Psychiatric Unit
University of Iowa Hospitals & Clinics
Iowa City, Iowa
- Alicia Rivera, BSN, RNNurse Manager
Adult Behavioral Health Unit, St. Luke’s Hospital
Cedar Rapids, Iowa
- Amanda Watson, BSN, RN Assistant Director of Health Services
Wellspire
Quad Cities of Iowa and Illinois
- Kathleen Weinberg, MSN, RNExecutive Director
Iowa Board of Nursing
Des Moines, Iowa

INAP Case Status (June 30, 2021)	
Total Number in Process	221
Active Cases	68
Successful Completions	53
Inactive Cases	9
Secondary Monitoring	7
Closed Cases	39
Non-Compliance Cases	44
Death	1

INAP Case Diagnosis	
Total number of single or combination diagnosis	
Substance use	113
Co-Occurring (both substance use and mental health)	90
Mental Health	11
Physical Health	2
Mental Health/Substance Use/Physical Health	2
Physical Health/Mental Health	1
Physical Health/Substance Use	2

Approved Providers

Two (2) provider applications were received during FY 2021, and no new applicants were awarded Iowa Board of Nursing provider approval. Two applications are pending. A total of 383 providers have been approved since continuing education became mandatory for nurses in Iowa. The total number of approved providers as of June 30, 2021, was 123 (112 in state and 11 out of state).

Ten (10) providers voluntarily relinquished provider approval during FY 2021. A total of 253 approved providers have voluntarily relinquished or withdrawn their approved provider status since continuing education became mandatory.

During FY 2021, nineteen (19) providers were re-evaluated and all were reapproved for five years. No re-evaluations for FY 2021 remain pending.

There were no complaints about board approved providers in this fiscal year.

No changes were made to the 655 Iowa Administrative Code (IAC), chapter 5, Continuing Education (CE) rules in FY '21.

Audits

The Iowa Board of Nursing conducts the following types of continuing education audits:

- Random audit. A specific number of licensees are randomly selected for audit each month. The purpose of this audit is to determine whether the continuing education requirement has been met. When renewing online, a licensee receives notification that they have been selected for an audit at the end of the renewal process.
- Licensees must also show documentation of completion of the Mandatory Child and/or Dependent Adult Abuse Course.
- Licensees who fail to complete audit documentation may be referred to the Enforcement Division for disciplinary actions.

(Continued on next page)

(Continued from prior page)

No audits were directed to the Enforcement Division for noncompliance with continuing education requirements during FY 2021, due to the ongoing pandemic relief established by Governor Reynolds's emergency proclamations effective throughout the entire fiscal year.

Fluoroscopy Audits

Auditing of Advanced Registered Nurse Practitioner (ARNP) fluoroscopy continuing education was implemented on January 12, 2015. During FY 2021 fluoroscopy audits were performed on 34 ARNPs through June 30, 2021. All of the audits were received and approved.

Rulings

The Board approved six (6) requests to recognize the clock hours for programs attended outside of Iowa or online and held by non-approved entities for nursing continuing education credit.

Examinations

The Iowa Board of Nursing, in cooperation with other state boards of nursing, contracts to use the National Council Licensure Examination (NCLEX®) for registered nurse and practical nurse licensure. The licensing examinations are owned by the National Council of State Boards of Nursing and are prepared by item writers and content experts recommended by boards of nursing and the National Council.

The purpose of the licensure examination is to determine minimal competence to practice nursing as defined by legally constituted authorities. The most recent passing standard was adopted for the licensure examination for registered nurses in April 2016; and for licensed practical nurses, effective April 1, 2020. Results of the NCLEX® examination are reported to candidates as pass-fail.

There are three types of nursing programs leading to licensure as a registered nurse in the State of Iowa. Graduates of Associate degree, Baccalaureate and pre-licensure Master's degree programs are eligible to take the national examination for registered nurse licensure. In Iowa, all nursing programs that prepare registered nurse candidates maintain current approval by the Iowa Board of Nursing.

Graduates of a licensed practical nurse program are eligible to take the national examination for practical nurse licensure. In Iowa, all nursing programs that prepare practical nurse candidates maintain current approval by the Iowa Board of Nursing.

The rules and regulations of the Iowa Board of Nursing require nurses educated and licensed in a foreign country to take the NCLEX® for registered nurse or practical nurse licensure. A prerequisite for taking the registered nurse or practical nurse licensing examination is completion of the Professional Report application of the Commission on Graduates of Foreign Nursing Schools (CGFNS) Credentials Evaluation Service (CES).

The NCLEX® examinations are provided using computerized adaptive testing. NCS Pearson VUE serves as the vendor to provide testing and administration services for NCLEX®. Computerized adaptive testing is conducted at four (4) sites in Iowa: Coralville, Davenport, Des Moines, and Sioux City on a year-round basis. Candidates may self-schedule the time and site of choice for the examination when qualifications for licensure and test registration are complete.

There is no provision for temporary licensure of candidates for licensure by examination in Iowa.

License status information may be accessed through the Iowa Board of Nursing online license verification system or through the National Council of State Boards of Nursing, NURSYS® database.

LICENSURE: EXAMINATION STATISTICS

Figure 6, below, delineates the performance of candidates, educated both nationally and in Iowa programs, on the National Council Licensure Examination (NCLEX®). The tables display the passing percentage for first-time test takers among registered nurses as well as licensed practical nurses.

Figure 6: NCLEX® Passing Rates Among First-Time Test Takers, FY 2017-2021

NCLEX® RESULTS: REGISTERED NURSES					
	FY 2017	FY 2018	FY 2019	FY 2020	FY 2021
NATIONAL					
Total Number of Test Takers	159,137	157,734	163,208	171,374	177,394
Number Passing the Exam	137,135	137,410	144,112	151,120	153,579
Passing Percentage	86.17%	87.12%	88.30%	88.18%	86.58%
IOWA					
Total Number of Test Takers	2,043	2,091	1,995	2,073	2,138
Number Passing the Exam	1,730	1,798	1,729	1,805	1,851
Passing Percentage	84.68%	85.99%	86.67%	87.07%	86.58%

NCLEX® RESULTS: LICENSED PRACTICAL NURSES					
	FY 2017	FY 2018	FY 2019	FY 2020	FY 2021
NATIONAL					
Total Number of Test Takers	47,849	46,945	47,044	48,228	45,656
Number Passing the Exam	40,094	39,363	40,424	41,299	37,934
Passing Percentage	83.79%	83.85%	85.93%	85.63%	83.09%
IOWA					
Total Number of Test Takers	789	767	754	704	747
Number Passing the Exam	728	718	700	673	699
Passing Percentage	92.27%	93.61%	93.96%	95.60%	93.57%

FISCAL YEAR 2021 RESULTS

During FY 2021, Iowa had a first-time passing rate among registered nurses of 86.58 percent. This is equal to the national passing rate (86.58%). Licensed practical nurses in Iowa had a first-time passing rate of 93.57 percent which outpaced the nation (83.09%) by approximately 10.48% percent.

LICENSURE: EXAMINATION STATISTICS

Figure 7, below, delineates the performance of Iowa graduates taking the NCLEX® for the first time. The table displays the passing percentage among both registered nurses and licensed practical nurses in any jurisdiction by type of education.

Figure 7: NCLEX® Passing Rates Among Iowa's First-Time Test Takers by Education Type, FY 2017-2021

NCLEX® RESULTS: RNS AND LPNS IN IOWA BY DEGREE TYPE					
	FY 2017	FY 2018	FY 2019	FY 2020	FY 2021
BACCALAUREATE					
Total Number of Test Takers	776	766	773	773	822
Number Passing the Exam	696	690	690	698	733
Passing Percentage	89.69%	90.08%	89.26%	90.30%	89.17%
ASSOCIATE DEGREE					
Total Number of Test Takers	1,267	1,324	1,222	1,300	1,316
Number Passing the Exam	1,034	1,107	1,039	1,107	1,118
Passing Percentage	81.61%	83.61%	85.02%	85.15%	84.95%
PRACTICAL NURSING					
Total Number of Test Takers	789	767	745	703	747
Number Passing the Exam	728	718	700	672	699
Passing Percentage	92.27%	93.61%	93.96%	95.59%	93.57%

NCLEX® RESULTS AND PROGRAM INSTITUTIONAL PLANS

Pursuant to 655 Iowa Administrative Code 2.16 (152) Results of graduates who take the licensure examination for the first time.

The program shall notify the board when the program's NCLEX® passing percentage is lower than 95 percent of the national NCLEX® passing percentage for one calendar year. A program whose NCLEX® passing percentage is lower than 95 percent of the national NCLEX® passing percentage shall submit an institutional plan using the board's template and appear before the board as directed.

Figure 8 gives the number of programs which have submitted institutional plans by fiscal year.

Figure 8: Programs with Institutional Plans, FY 2017-2021

FISCAL YEAR	2017	2018	2019	2020	2021
NUMBER OF PROGRAMS	5	4	8	10	8

LICENSURE: EXAMINATION STATISTICS

Figure 9: Number of Iowa Candidates Educated in a Foreign Country that Passed the NCLEX®, FY 2021

TYPE OF LICENSE	NUMBER OF TEST TAKERS
Examination	8
Endorsement	54

TESTING ACCOMMODATIONS

Pursuant to IAC 655 IAC 3.4(5), individuals with diagnosed disabilities, as defined in the Americans with Disabilities Act, shall be provided modifications/accommodations during administration of the NCLEX®. During FY 2020, a total of eighteen (13) candidates were approved for testing accommodations and zero (0) were denied. **Figure 10** indicates the specific type of accommodation granted and the number of candidates who passed and failed by fiscal year.

Figure 10: NCLEX® Testing Accommodations and Results, FY 2017-2021

	TESTING ACCOMMODATIONS				
	2017	2018	2019	2020	2021
Separate Room	2	0	4	0	3
Additional Testing Time	1	0	1	2	0
Separate Room and Reader	0	1	2	2	0
Separate Room and Additional Testing Time	12	12	10	12	23
Separate Room, Reader, and Additional Testing Time	2	0	2	2	2
Separate Room and Double Time	2	2	0	0	0
Other	0	3	1	2	1
Number Passed	17	12	20	11	13
Number Failed	19	2	2	2	11

*Number passed and number failed data, for 2017-2021, includes candidates who were approved for testing accommodations in a previous fiscal year and tested in the following fiscal year. These numbers will also include candidates who retested due to a previous failure.

LICENSURE: ARNP LICENSEES

Figure 11, below, delineates the total number of licensees currently registered to practice at the advanced level, Advanced Registered Nurse Practitioners (ARNP). The number of ARNP licenses increased by 1,167 between FY 2020 and FY 2021. ARNP licenses have increased by 75.2% percent since FY 2017.

Figure 11: ARNP Licensees by Certification Type, FY 2017-2021

CERTIFICATION TYPE	ARNP LICENSEES				
	FY 2017	FY 2018	FY 2019	FY 2020	FY 2021
Certified Family Nurse Practitioner	1,928	2,303	2,555	3,020	3,701
Family/Individual Across the Lifespan CNP	2	1	8	13	15
Certified Nurse Midwife	124	138	139	147	160
Certified Pediatric Nurse Practitioner	65	42	28	29	30
Pediatric Acute Care CNP	13	17	22	28	33
Pediatric Primary Care CNP	157	187	208	221	243
Certified Registered Nurse Anesthetist	591	618	624	686	788
Certified School Nurse Practitioner	-	-	-	-	-
Certified Women's Health Care Nurse Practitioner	162	163	166	162	179
Women's Health/Gender Related CNP	1	-	3	8	9
Certified Psych/Mental Health Nurse Practitioner	184	243	294	333	405
Psych Mental Health Across the Lifespan CNP	49	38	37	73	159
Adult/Gerontology Acute CNP	69	93	125	168	218
Adult/Gerontology Primary CNP	104	148	166	224	278
Certified Adult Nurse Practitioner	157	175	167	179	211
Certified Clinical Nurse Specialist	80	82	77	78	86
Certified Gerontological Nurse Practitioner	52	54	47	50	54
Certified Neonatal Nurse Practitioner	55	76	85	96	100
Neonatal CNP	6	13	13	18	18
Acute Care Nurse Practitioner	109	115	105	109	122
Perinatal Nurse Practitioner	-	-	-	-	-
TOTAL	3,908	4,506	4,869	5,642	6,809

LICENSURE: RENEWALS

A licensee is considered in good standing if currently licensed (active) or officially inactive. **Figure 12** shows the license renewal numbers for FY 2017 through FY 2021 for both RNs and LPNs. Licenses that became inactive each year are also indicated.

A license is automatically placed on inactive status 30 days after expiration. Requests for inactive status are only accepted when the licensee has changed primary state of residence to another compact state.

Figure 12: License Renewal Numbers for RNs and LPNs, FY 2017-2021

	RN AND LPN LICENSE RENEWALS				
	FY 2017	FY 2018	FY 2019	FY 2020	FY 2021
REGISTERED NURSES					
Licenses Renewed	14,213	15,260	15,175	15,142	16,945
Licenses Renewed with Late Penalty	493	490	553	358	30
Licenses that Became Inactive	2,631	2,773	3,063	2,576	392*
LICENSED PRACTICAL NURSES					
Licenses Renewed	2,393	2,441	2,344	2,293	2,425
Licenses Renewed with Late Penalty	159	153	144	99	9
Licenses that Became Inactive	1,410	1,248	1,215	875	71*

*Inactive status was deactivated due to COVID-19 Emergency Proclamations

FY 2021 TEMPORARY LICENSES

Figure 13: Emergency Temporary Licenses Issued Due to the Pandemic Proclamations

EMERGENCY TEMPORARY LICENSES	
	FY 2021
eTMP License Issued Waiting for Test Results	105
Applicants Approved to Test - No Test Date Notification	62
Number of Applicants Who Failed the NCLEX	74
Total Permanent Licenses Issued (1,829 Active; 8 Inactive)	1,837
TOTAL TEMPORARY LICENSES ISSUED	2,090

Average days from approval to test to permanent license being issued: 33 days

Average days from eTMP to issue a permanent license: 30 days

LICENSURE: REACTIVATIONS AND REINSTATEMENTS

Inactive licensees regain active status by reactivation. Licensees who have been encumbered for disciplinary reasons are returned to good standing by reinstatement after board approval. All licenses automatically convert to inactive status 30 days after expiration.

Figure 14: Reactivations and Reinstatements for RNs and LPNs, FY 2017-2021

RN AND LPN LICENSE REACTIVATIONS/REINSTATEMENTS					
	FY 2017	FY 2018	FY 2019	FY 2020	FY 2021
REACTIVATIONS					
RN	509	500	498	467	434
LPN	175	153	143	96	97
TOTAL	684	653	641	563	531
REINSTATEMENTS					
RN	11	9	7	5	5
LPN	5	2	2	1	2
TOTAL	16	11	9	6	7

LICENSURE: ENDORSEMENTS

The Iowa Code provides that the Iowa Board of Nursing may recognize a registered nurse or practical nurse license issued by another state under the condition that the licensee meets all the qualifications required in Iowa.

Figure 15: Total Endorsements for RNs and LPNs, FY 2017—2021

RN AND LPN LICENSE ENDORSEMENTS					
LICENSE TYPE	FY 2017	FY 2018	FY 2019	FY 2020	FY 2021
RN	1,628	1,413	1,209	1,156	1,184
LPN	128	135	97	86	86
TOTAL	1,756	1,548	1,306	1,242	1,270

FISCAL YEAR 2021 RESULTS

In FY 2021, there were a total of 1,270 total endorsements (RN and LPN combined) representing an increase of 28 total endorsements over the previous year. In the last several fiscal years there has generally been a decrease in endorsement applications.

LICENSURE: VETERAN APPLICATION PROCESSING

Chapter 18 of 655 IAC provides that veterans shall be given priority and applications shall be expedited.

Figure 16: Veteran Application Processing Results, FY 2021

VETERAN APPLICATION PROCESSING		
APPLICATION TYPE	NUMBER OF APPLICATIONS	AVERAGE DAYS TO PROCESS
ARNP		
Initial	114	28
Reactivation	8	4
Renewal	276	18
RN		
Exam/Re-Exam	37	62
Endorsement	61	68
Renewal	706	1
Reactivation	22	61
LPN		
Exam/Re-Exam	13	59
Endorsement	6	62
Renewal	104	1
Reactivation	4	52
TOTAL	1,351	38

APPLICATION PROCESS SUMMARY

In FY 2021, a total of 1,351 veteran applications were processed. This included: 398 ARNP licenses, 826 RN licenses, and 127 LPN licenses. Overall, the average length of time spent processing each request was 3 days.

All required materials need to be submitted before any application can be processed and a license is issued.

The Iowa Code provides that the Iowa Board of Nursing may verify licensure of registered nurses or licensed practical nurses in this state to another state, territory, or foreign country. The Iowa Board of Nursing verified 213 licenses for other states, employers, territories or foreign countries during FY 2021.

The Iowa Board of Nursing implemented participation in the National Council of State Boards of Nursing NURSYS® verification of licensure system in January 2001. NURSYS® processes license verification requests sent to the National Council of State Boards of Nursing by nurses. The implementation of the NURSYS® verification system has affected the Iowa Board of Nursing as follows:

Figure 17: License Verification, FY 2011-2021

LICENSE VERIFICATION	
FISCAL YEAR	VERIFICATIONS COMPLETED BY IBON
2011	326
2012	162
2013	157
2014	149
2015	201
2016	165
2017	221
2018	170
2019	224
2020	209
2021	213

LICENSURE: NUMBER OF LICENSEES

Figure 18, below, indicates the *total* number of active licenses in the State of Iowa by fiscal year for both RNs and LPNs.

Figure 18: Total Number of Licenses (RN and LPN), FY 2017-2021

	NUMBER OF LICENSES, RN AND LPN				
	FY 2017	FY 2018	FY 2019	FY 2020	FY 2021
REGISTERED NURSES					
Active	54,183	54,921	55,311	56,152	59,252
LICENSED PRACTICAL NURSES					
Active	10,721	10,366	9,950	9,898	10,730
RN AND LPN COMBINED					
Active	64,904	65,287	65,261	66,050	69,982

FISCAL YEAR 2021 RESULTS

In FY 2021, there were a total of 69,982 active licenses (RN and LPN combined). This reflects an increase of 3,932 active licenses over the previous year and a 7.8 percent increase since FY 2017.



LICENSURE: DUPLICATES AND LICENSURE COMPACT

Wallet cards were discontinued effective 7/1/2019. Certificates of licensure were discontinued in November 2020. All certificates of licensure are now issued in electronic format. Licensees may refer to IBON Online Services to print license verification information.

NURSE LICENSURE COMPACT

Legislation enacting the Nurse Licensure Compact became effective on July 1, 2000. The compact provides for a state-based nursing license that is mutually recognized among all party states. On January 19, 2018, the enhanced nurse licensure compact (eNLC) was implemented in Iowa.

As of this report, there are 34 states which have adopted the eNLC, now referred to as the Nurse Licensure Compact (NLC) once again. There are several states with pending legislation to adopt the NLC.

LICENSURE: EMPLOYMENT STATISTICS

Figure 20 provides the employment statistics of RNs and LPNs licensed in Iowa from FY 2017 through FY 2021.

Figure 20: Employed Statistics of Nurses Licensed in Iowa (RNs and LPNs), FY 2017-2021

EMPLOYMENT STATISTICS OF NURSES LICENSED IN IOWA					
	FY 2017	FY 2018	FY 2019	FY 2020	FY 2021
REGISTERED NURSES					
Located in State	46,749	47,182	47,812	48,600	50,629
Employed in Nursing	41,033	41,797	42,684	43,388	42,903
Full-Time	31,838	32,737	33,649	34,200	33,928
Part-Time	9,195	9,060	9,035	9,188	8,975
Employed Outside of Nursing	1,887	1,716	1,523	1,526	1,812
Unemployed	1,541	1,456	1,487	999	1,374
Student	*	*	*	*	*
Retired	1,751	1,791	1,853	2041**	2,639
Volunteer	281	265	281	205	277
LICENSED PRACTICAL NURSES					
Located in State	10,180	9,804	9,380	9,338	10,080
Employed in Nursing	8,066	7,917	7,760	7,780	7,628
Full-Time	6,058	5,979	5,879	5,824	5,770
Part-Time	2,008	1,938	1,881	1,956	1,889
Employed Outside of Nursing	999	913	771	468	574
Unemployed	604	530	480	545	422
Student	*	*	*	*	*
Retired	220	221	236	258**	1,773
Volunteer	38	39	34	27	31

*Students are included within 'unemployed' category.

**The number of retired nurses is a statistic pulled on 11/4/2020. Data from 6/30/2020 was not available.

***Effective February 2020, no employment information is asked in the initial license application.

**** There are an additional 8,623 registered nurse licensees who reside out of the state/country. There are an additional 650 licensed practical nurses who reside out of the state/country. Details about their employment information is not available. Tables may not reconcile due to information that may be missing from the paper application submissions.

Figures 21 and **22** breakdown active in-state RNs and LPNs, respectively, by age range during FY 2021.

Figure 21: Age Range of Active In-State RNs, FY 2021

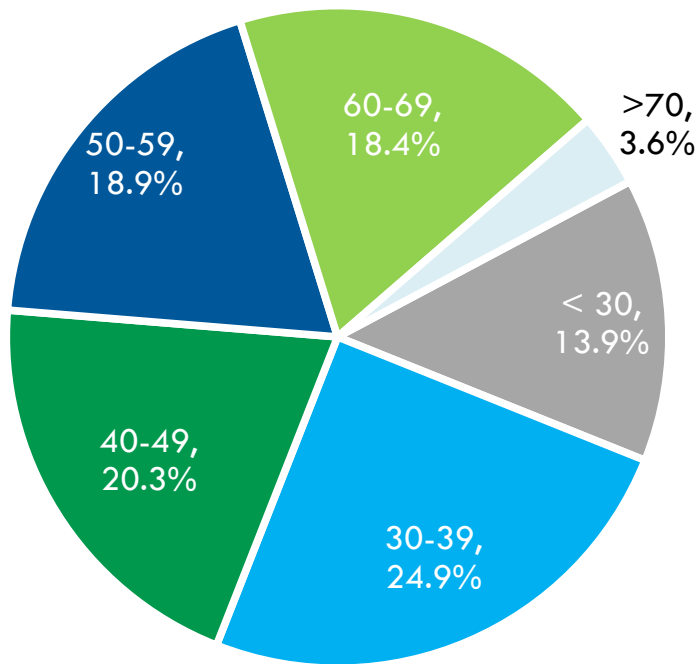
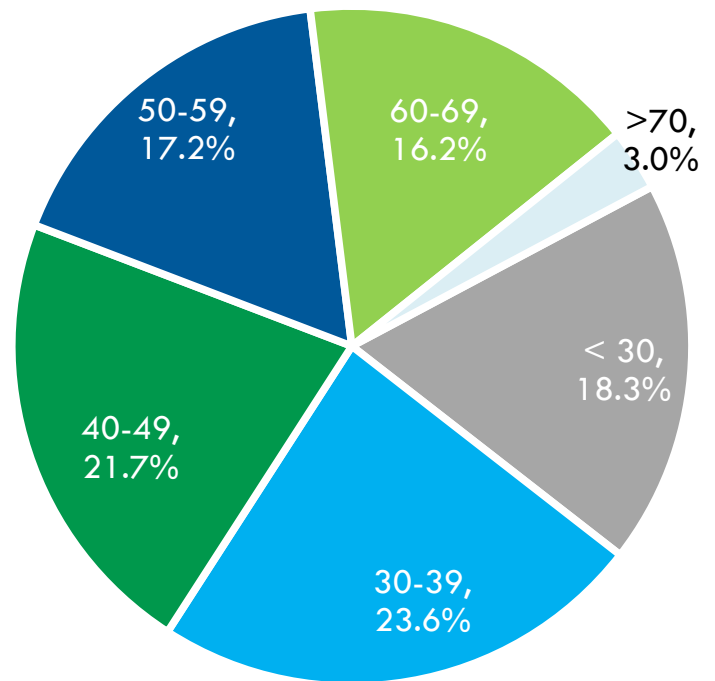


Figure 22: Age Range of Active In-State LPNs, FY 2021



AGE RANGE OF ACTIVE NURSES

In 2021, over two-fifths (40.9%) of registered nurses were 50 years old or older. This represents approximately 24,253 active in-state RNs.

In addition, nearly two-fifths (36.4%) of licensed practical nurses were 50 years old or older. This represents approximately 3,671 active in-state LPNs.

LICENSURE: STATISTICAL OVERVIEW

Figure 23 breaks down the number of active nurses who reside in Iowa as well as by education level among registered nurses in Iowa for FY 2021.

Figure 23: Active Nurse Demographics, FY 2021

	ACTIVE NURSE DEMOGRAPHICS	
	IOWA RESIDENCE	% OF TOTAL
ACTIVE NURSES		
RN	50,629	83.4%
LPN	10,080	16.6%
TOTAL	60,709	-
BASIC RN EDUCATION		
DIPLOMA	4,999	9.9%
ADN	28,330	56.0%
BSN	16,145	31.9%
OTHER	1,112	2.2%
TOTAL	50,586	-
HIGHEST DEGREE HELD BY RNs		
DIPLOMA	1,277	2.6%
ADN	20,647	42.2%
BSN	18,598	38.0%
OTHER BACCALAUREATE	1,555	3.2%
MASTER'S IN NURSING	5,188	10.6%
OTHER MASTER'S	698	1.4%
DOCTORATE IN NURSING	723	1.5%
OTHER DOCTORATE	245	0.5%
TOTAL	48,931	-

GENDER BREAKDOWN OF NURSES

Figure 24: Active RN and LPN Licensees by Gender, FY 2021

ACTIVE LICENSEES BY GENDER*	RN	LPN	TOTAL	% OF TOTAL
MALES	3,090	538	3,628	6.0%
FEMALES	47,538	9,543	57,081	94.0%
TOTAL	50,628	10,081	60,709	

*Totals may include deceased licensees for whom the board has not been notified.

ENFORCEMENT

Investigators and staff logged 453 miles (down from over 17,000 miles in FY 2020) on agency-owned vehicles while traveling the State in the course of conducting investigations and nursing board business. Nearly all meetings were conducted virtually during the pandemic.

At the end of FY 2021, there were a total of 80 licensees being actively monitored by the enforcement division.

Sanctions and other discipline related board actions are reported to the National Council of State Boards of Nursing (NCSBN). NCSBN then disseminates the information to the National Practitioner Data Bank and Healthcare Integrity and Protection Data Bank as required by law.

Reports were prepared after each board meeting listing the names and case numbers of the orders that were taken by the Board. That information was submitted to the licensing authorities of the other states through the Disciplinary Report of the National Council of State Boards of Nursing.



ENFORCEMENT: DISCIPLINARY STATISTICS

A total of 611 complaints were opened in FY 2021. During FY 2021, 338 cases were closed due to No Probable Cause.

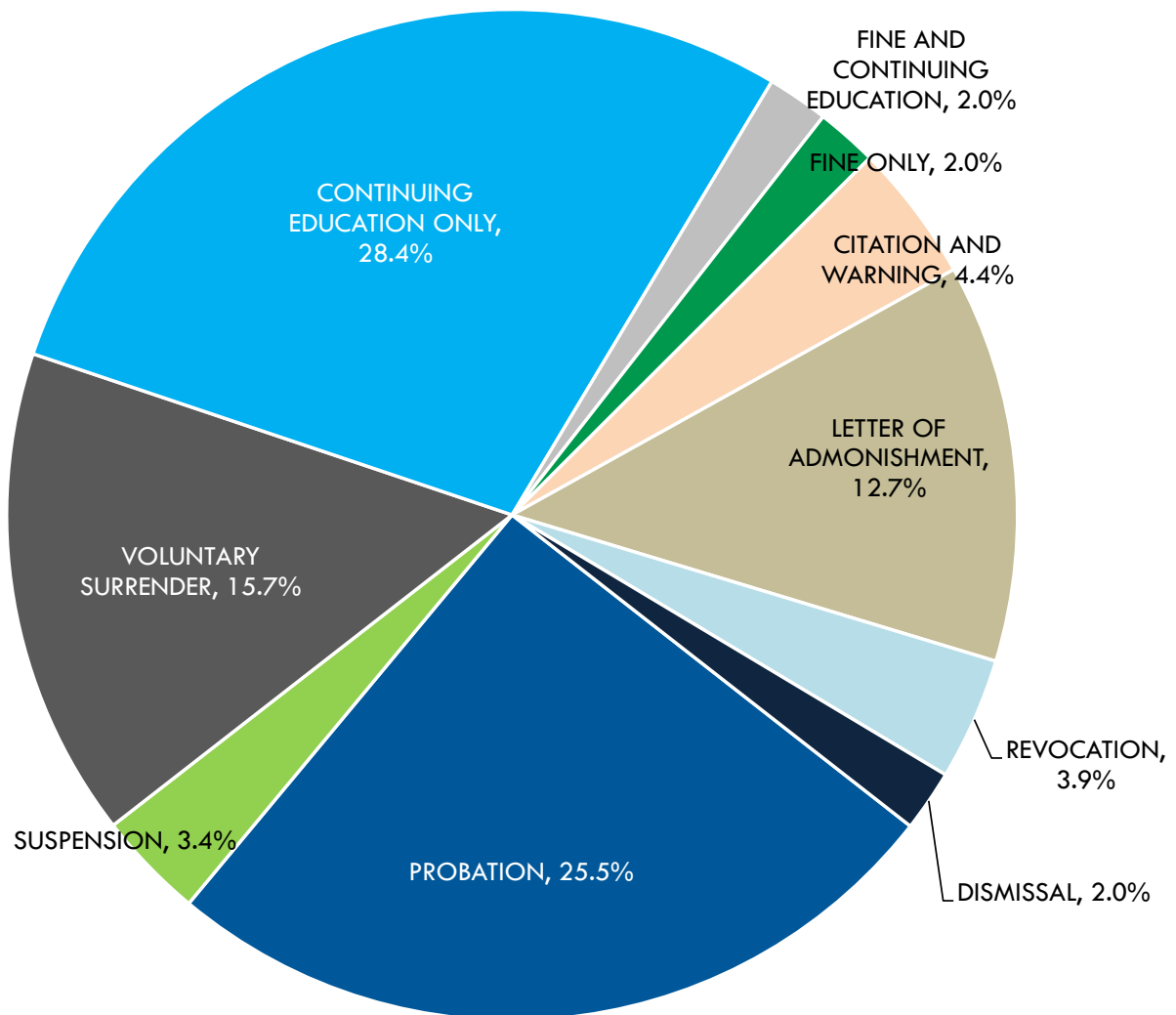
Figure 25: Disciplinary Statistics, FY 2021

COMPLAINTS FILED	611
BOARD DISCIPLINARY ACTION	
PROBATION	52
SUSPENSION	7
VOLUNTARY SURRENDER	32
CONTINUING EDUCATION ONLY	58
FINE AND CONTINUING EDUCATION	4
FINE ONLY	4
CITATION AND WARNING	9
LETTER OF ADMONISHMENT	26
REVOCAION	8
DISMISSAL	4
TOTAL	204
TOTAL FINES ORDERED	\$3,100
CASES CLOSED WITHOUT ACTION	338
CRIMINAL CONVICTION/OUT OF STATE DISCIPLINARY APPLICANTS	
APPROVED	5
DENIED	0
LICENSE REINSTATEMENT REQUESTS	
APPROVED	7
DENIED	4

ENFORCEMENT: DISCIPLINARY STATISTICS

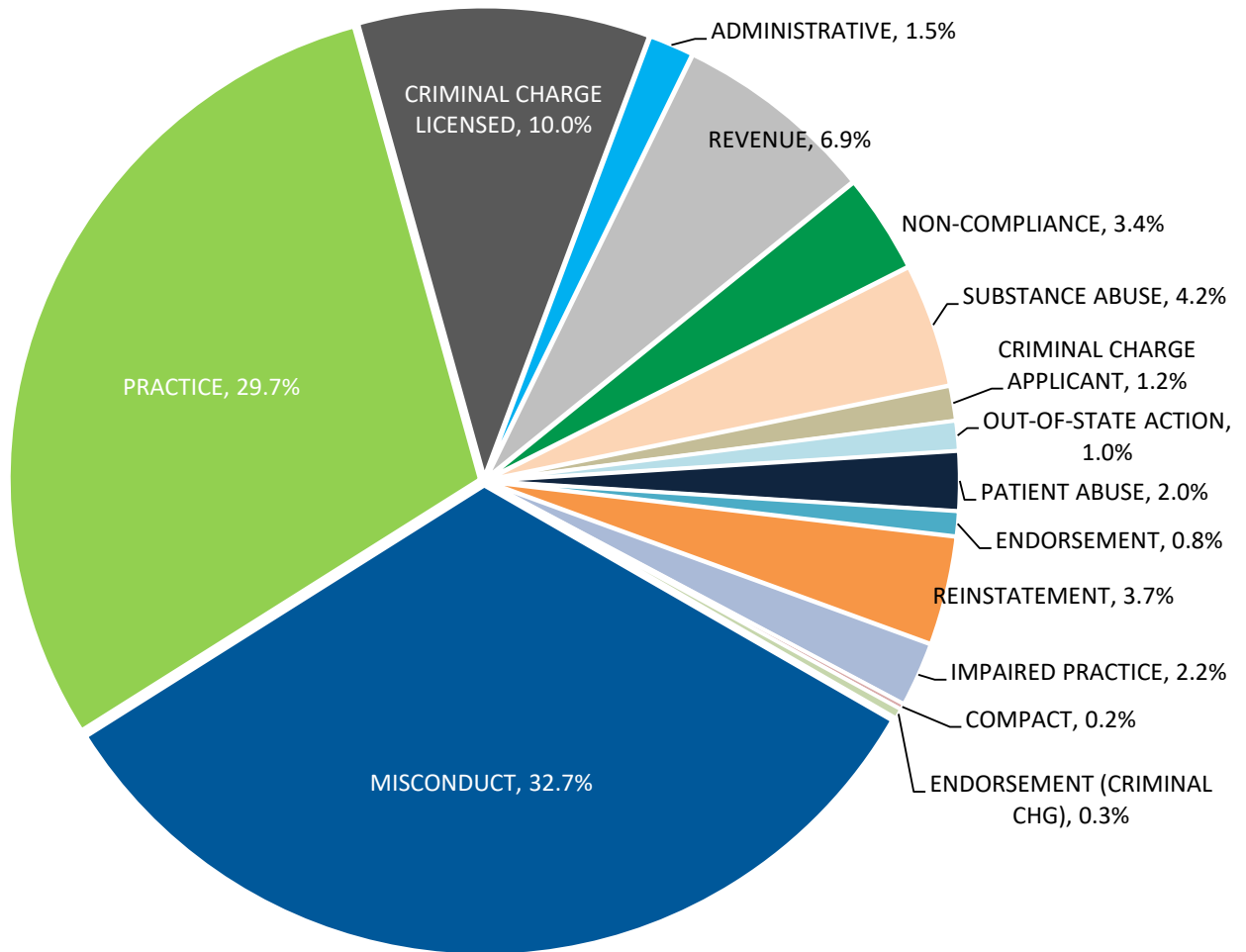
During FY 2021, 204 disciplinary actions were ordered by the Board. **Figure 26** breaks down, by percentage, what type of action was taken.

Figure 26: Type of Board Disciplinary Action Taken, FY 2021



ENFORCEMENT: CASE STATISTICS

Figure 27: Type of Enforcement Cases Opened, FY 2021

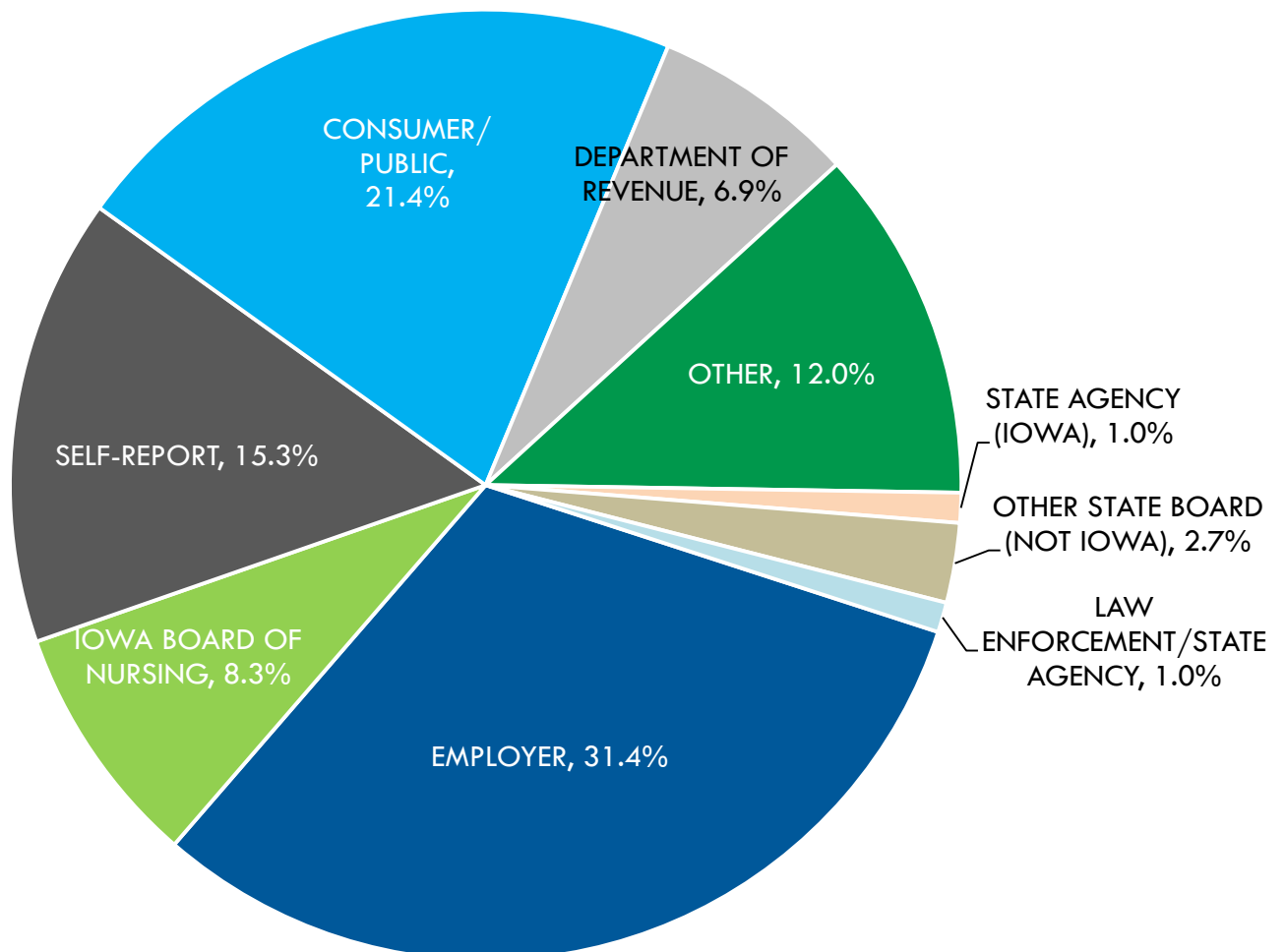


CASE TYPE SUMMARY

Of the 590 cases opened in FY 2021, 32.7 percent of cases were misconduct, followed by practice (29.7%), criminal charge licensed (10.0%), revenue (6.9%), substance abuse (4.2%), reinstatements (3.7%), and non-compliance (3.4%).

ENFORCEMENT: CASE STATISTICS

Figure 28: Type of Complainant by Cases Opened, FY 2021



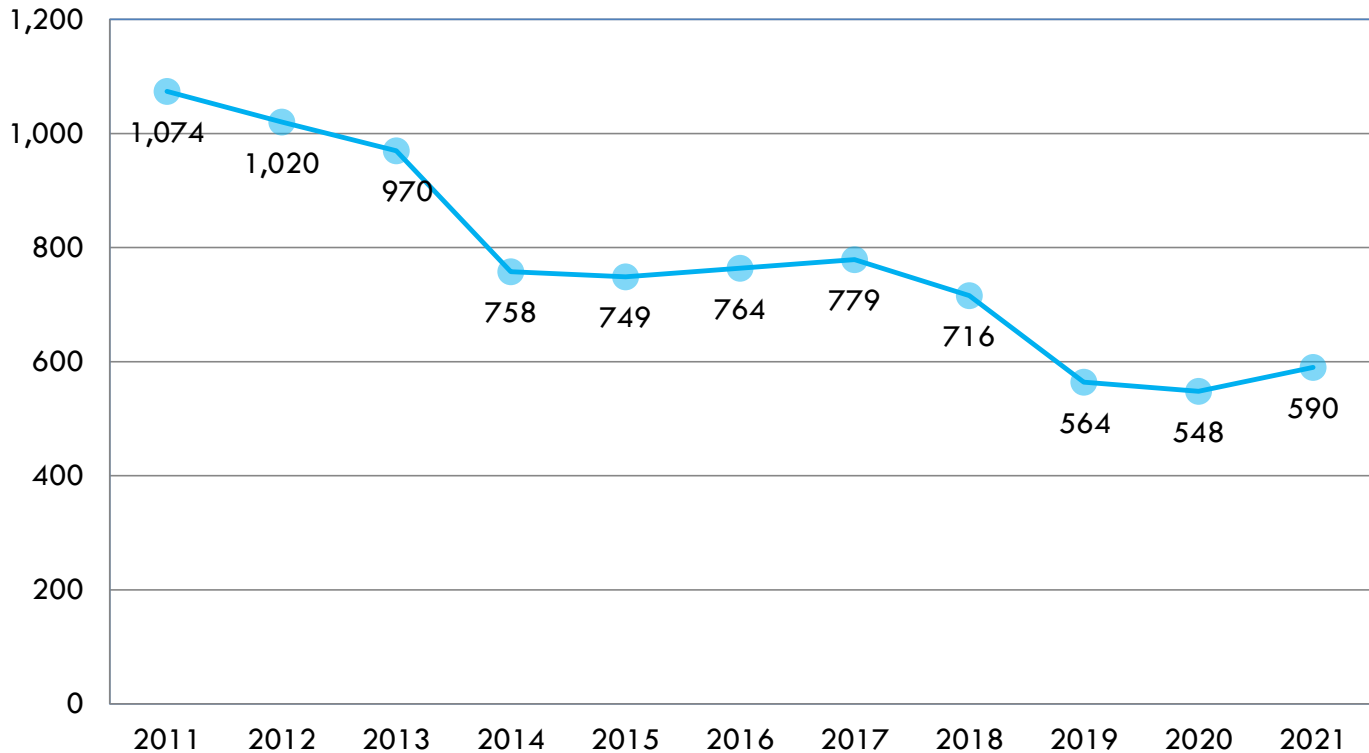
The Iowa Board of Nursing opens cases regarding audit failures, working without proper license status, reinstatement of license, and anonymous complaints.

CASE COMPLAINANT SUMMARY

Of the 590 cases opened in FY 2021, 8.3 percent of cases were opened with the Iowa Board of Nursing as the complainant, representing 49 cases. Additionally, 31.4 percent of cases were opened by an employer, representing 185 cases. The next largest complainant category was the consumer/public at 21.4 percent of the total complaints in FY 2021 representing 126 cases.

ENFORCEMENT: CASE STATISTICS

Figure 29: Enforcement Cases Opened by Fiscal Year, 2011-2021



ENFORCEMENT CASE TRENDS

From 2011 through 2020, enforcement cases have declined. The largest percentage decrease during this time period was between 2013 and 2014 (-21.9%). However, there was a 21.2 percent decrease of enforcement cases between FY 2018 and 2019, and the lowest number of cases was in FY 2020. Between 2020 and 2021, an increase of 7.6 percent was seen.

This decline of cases over time is due in part to addressing more matters administratively based on Board approved criteria. Although cases opened in recent years have declined, the amount of cases involving mental health and substance use disorders, and being of a more complex nature, has increased. The increase in 2021 involves more consumer/patient complaints.

Presentations

During FY 2021, staff provided all presentations virtually. Staff continues to educate stakeholders regarding nursing licensure, workforce, discipline, continuing education, and the Iowa Nurse Assistance Program.

Staff Representation on Committees and in Organizations

- Iowa Action Coalition Steering Committee
- Iowa Association of Colleges of Nursing
- Iowa Association for Nursing Continuing Education
- Iowa Community College Nurse Educator Directors' Association
- Iowa Nurses' Association
- Iowa Online Nurse Residency Program Advisory Committee
- Iowa Organization of Nurse Leaders
- The National Forum of State Nursing Workforce Centers
- Nurse Licensure Compact Commission

Website

The Board's website contains the most up to date news for licensees and the public. The home page of the website serves as the primary access site for online services, licensure, practice, continuing education, nursing education programs, enforcement, about the board, Iowa Nurse Assistance Program, Iowa law and administrative rules, and nursing workforce.

The IBON Online Services link continues to serve as the primary access site for online applications, verifications, ordering rosters, and updating contact and workforce information.

The Board of Nursing (IBON) staff have updated the COVID-19 resource page throughout the pandemic. The page contains every memo, announcement, or statement posted by the IBON since the pandemic started.

Social media in use by the IBON includes Facebook, Twitter and YouTube. A podcast series is planned for release in the next fiscal year.

News You Can Use

The e-newsletter, *News You Can Use*, is the official means of communication from the IBON to the public and licensees, delivered via the GovDelivery email platform through Granicus. The publication is sent at least monthly to all licensed nurses in Iowa and to those individuals who have subscribed to receive the news in this format; approximately 75,000 emails each issue. Archives of the e-newsletter can be found on the Board's website.

COVID-19 Pandemic Response

Throughout the response to the Novel Coronavirus (COVID-19) pandemic, first declared as a public health disaster emergency on March 17, 2020, Iowa Board of Nursing (IBON) staff have used the website and GovDelivery email platform to notify licensees and the public about the declared license relief measures, education changes, use of out of state and inactive nurses as resources, and continuing education changes.

The State's development of a website located at <https://coronavirus.iowa.gov> contains every proclamation declared and to which the IBON's COVID-19 page directed the public. Additionally, the IBON utilized the Iowa Department of Public Health (IDPH) resources; again, to assure a common point of reference for the public.

The public health emergency proclamation allowed the following:

- A nurse who holds an active nursing license in another state may provide emergency medical services in response to proclaimed state of emergency. See Iowa Admin. Code r. 655—3.2(2)(c). Accordingly, nurses who are licensed in another jurisdiction that is not a member of the Nurse Licensure Compact, and whose licenses are in good standing, may immediately begin providing nursing care to aid the COVID-19 pandemic without first seeking an Iowa license through endorsement. The authority to provide nursing services on a non-Compact state license ends immediately upon the termination of the public health disaster emergency.
- Nurses whose licenses expired or lapsed within the last five years could provide nursing services to COVID-19 patients without first reactivating their license. (This provision expired 7/23/21).
- Continuing education was suspended to renew licenses during the pandemic. (This provision expired 7/23/21).
- Emergency licenses were authorized for individuals who had completed their education, but had not yet sat for their licensure exam. (This provision expired 7/23/21).
- Criminal background checks and fingerprinting were suspended. (This provision expired 7/23/21).
- NCLEX examination completion was extended beyond the usual 91 days, due to testing center limits. (This provision ended 5/27/21).

Licensing fees have been approved to support regulatory activities of the Iowa Board of Nursing.

Fees are collected based upon the cost of sustaining the Board's mission to protect the public health, safety, and welfare. The renewal fee covers a three-year period. **The last increase in licensing fees was FY 2004.**

Figure 30: Licensing Fees of the Iowa Board of Nursing, FY 2021

Application for Examination	\$143.00
Application for Licenses by Endorsement	\$169.00
Application for Advanced Registered Nurse Practitioner	\$81.00
Renewal of RN/LPN License	\$99.00
Renewal of ARNP License	\$81.00
Late Renewal of RN/LPN License	\$149.00
Reactivation of RN/LPN License	\$225.00
Certified Verification of License	\$25.00
Non-Certified Employer Verification of License	\$3.00
Returned Check	\$15.00

Effective January 1, 2021, according to HF 2627, individuals whose household adjusted gross income does not exceed 200% of poverty level began requesting a waiver of applications fees. A total of 95 licensees applied and received a fee waiver as follows: ARNP Initial Applicants—1; LPN Endorsement Applicants—1; LPN Examination Applicants—24; RN Endorsement Applicants—4; and RN Examination Applicants—62. A total of \$15,573.00 in fees were waived through 6/30/2021. Fees that are waived include license application and criminal background check fees. Fee waiver does not include the exam fees paid directly to the testing center. Fee waiver applies only to the first time applicants in the state. Fees cannot be waived for license renewal or reactivations.

ADMINISTRATION: FINANCIAL REPORT

Figure 31: Financial Report - Receipts Table I, FY 2020-2021

	RECEIPTS	
	FY 2020	FY 2021
TABLE I		
RECEIPTS		
0285 Reimbursement from Other Agencies	11,192	14,569
0304 Other Agency Billings	0	6,687
0515 Copy Fees	0	0
0538 Examination Fees	314,619	309,318
0566 Nursing Licenses	3,227,907	3,353,249
0629 Hearing Fees	675	1,050
0643 Refunds	0	0
0642 Miscellaneous (DCI Fees)	269,491	262,356
0649 Late Penalties (Retained)	22,940	0
0650 Return Check Service Fee	0	15
SUBTOTAL	\$3,846,824	\$3,947,244
0649 Fines (to General Fund)	7,440	1,800
TOTAL	\$3,854,264	\$3,949,044

ADMINISTRATION: FINANCIAL REPORT

Figure 32: Financial Report - Disbursements Table II, FY 2020-2021

	DISBURSEMENTS	
	FY 2020	FY 2021
TABLE II		
DISBURSEMENTS		
101 Personal Services	2,290,724	2,413,045
202 Personal Travel In-State	14,194	1,564
203 State Vehicle Operation	4,828	2,667
204 State Vehicle Depreciation	1,704	0
205 Out-of-State Travel	10,942	0
301 Office Supplies	18,681	17,332
309 Printing and Binding	8,155	7,581
313 Postage	19,866	16,990
401 Communications	25,308	26,765
402 Rentals	99,989	93,976
405 Professional Services	4,650	5,394
406 Outside Services	17,306	9,138
407 Intra-State Transfers	6,601	12,645
408 Advertising	811	2,177
409 Outside Repairs	3,823	0
414 Reimbursements to Other Agencies	9,216	14,569
416 ITD Reimbursement	50,844	57,105
418 IT Outside Services	24,121	12,092
432 Gov Transfer Attorney General	90,777	90,419
433 Gov Transfer Auditor of State	1,872	1,198
434 Gov Transfer Other Agencies	164,689	234,639
503 Equipment Non-Inventory	7,900	1,275
510 IT Equipment and Software	64,721	53,087
602 Other (Credit Card Processing)	41,254	43,519
705 Refunds	313	376
TOTAL	\$2,983,289	\$3,117,553

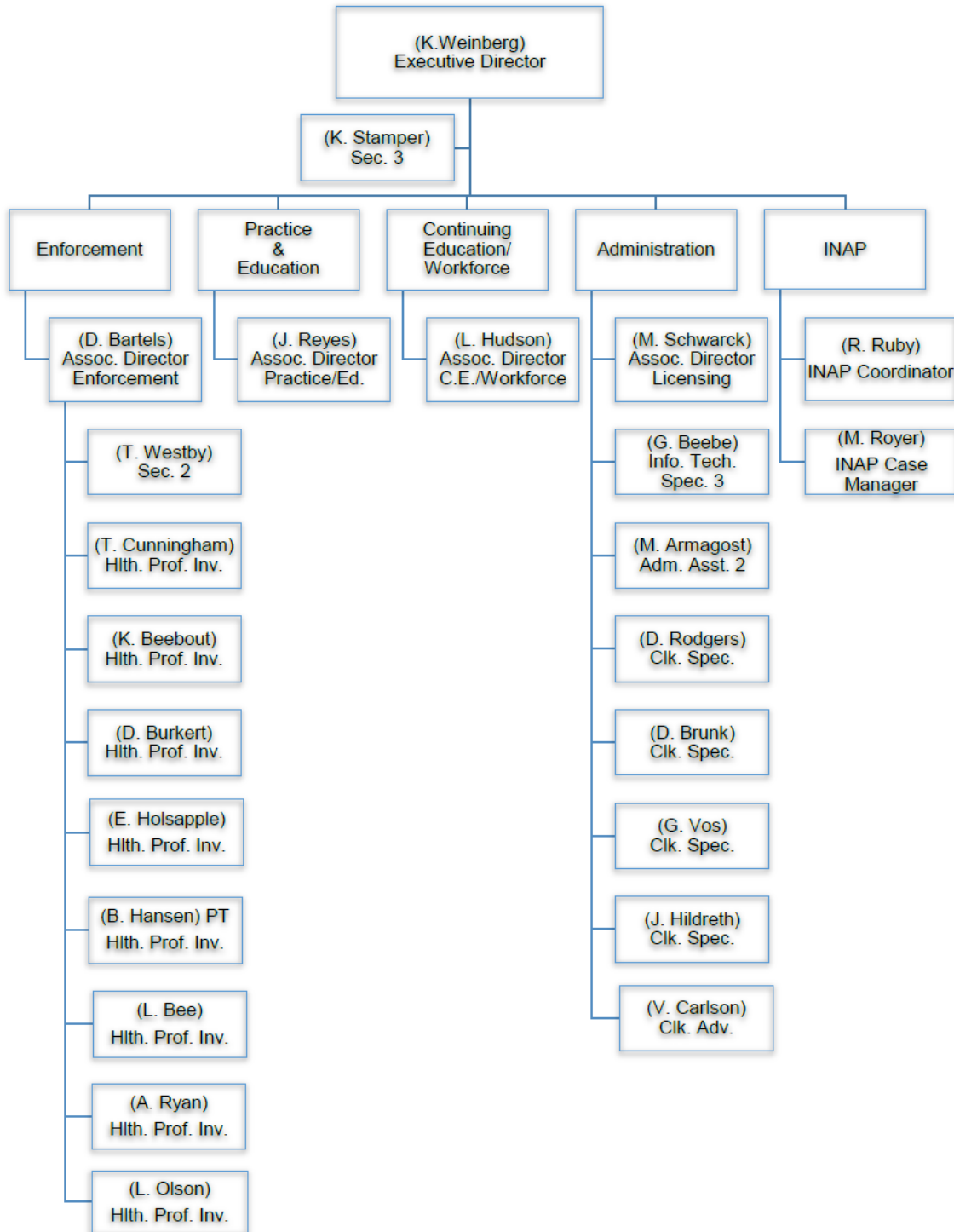
Totals may vary due to rounding.

Appropriation

The Board's expense budget for FY 2021 was based on its revenue; no funds were appropriated to the Board by the Legislature. The Board of Nursing FY 2021 budget, both on the revenue and expenditure side, was \$3,637,000. On the revenue side, the Board was \$297,474.84 over the projected budget. On the expenditure side, the Board spent \$3,117,535; which was \$519,465 less than the budgeted authority.

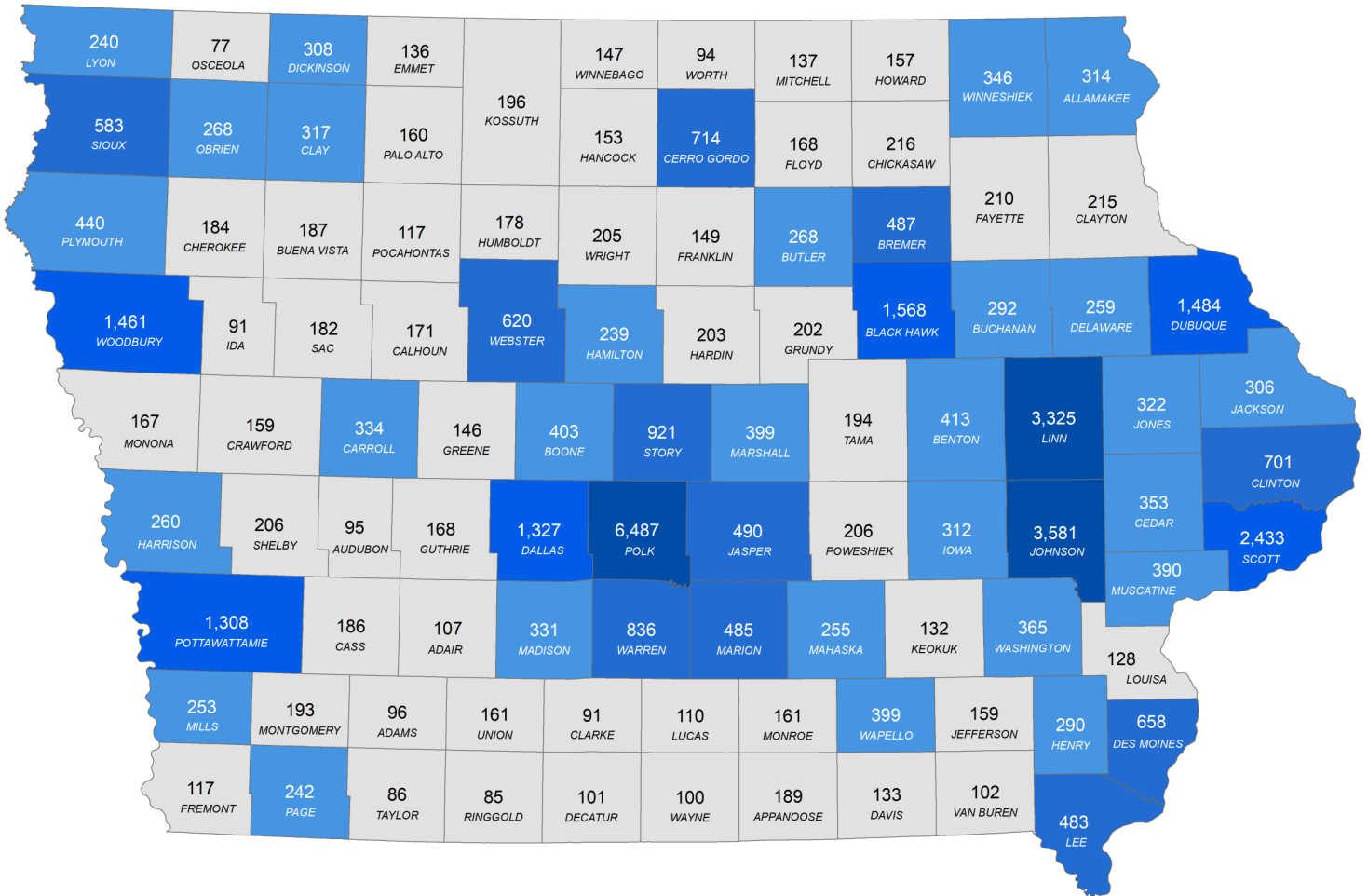
ADMINISTRATION: ORGANIZATIONAL CHART

Figure 33: Iowa Board of Nursing Staff, FY 2021




APPENDIX A

ACTIVE RN LICENSES BY COUNTY



This map reflects the number of active RN licenses in Iowa by county of residence.

Active RN Licenses by County of Residence

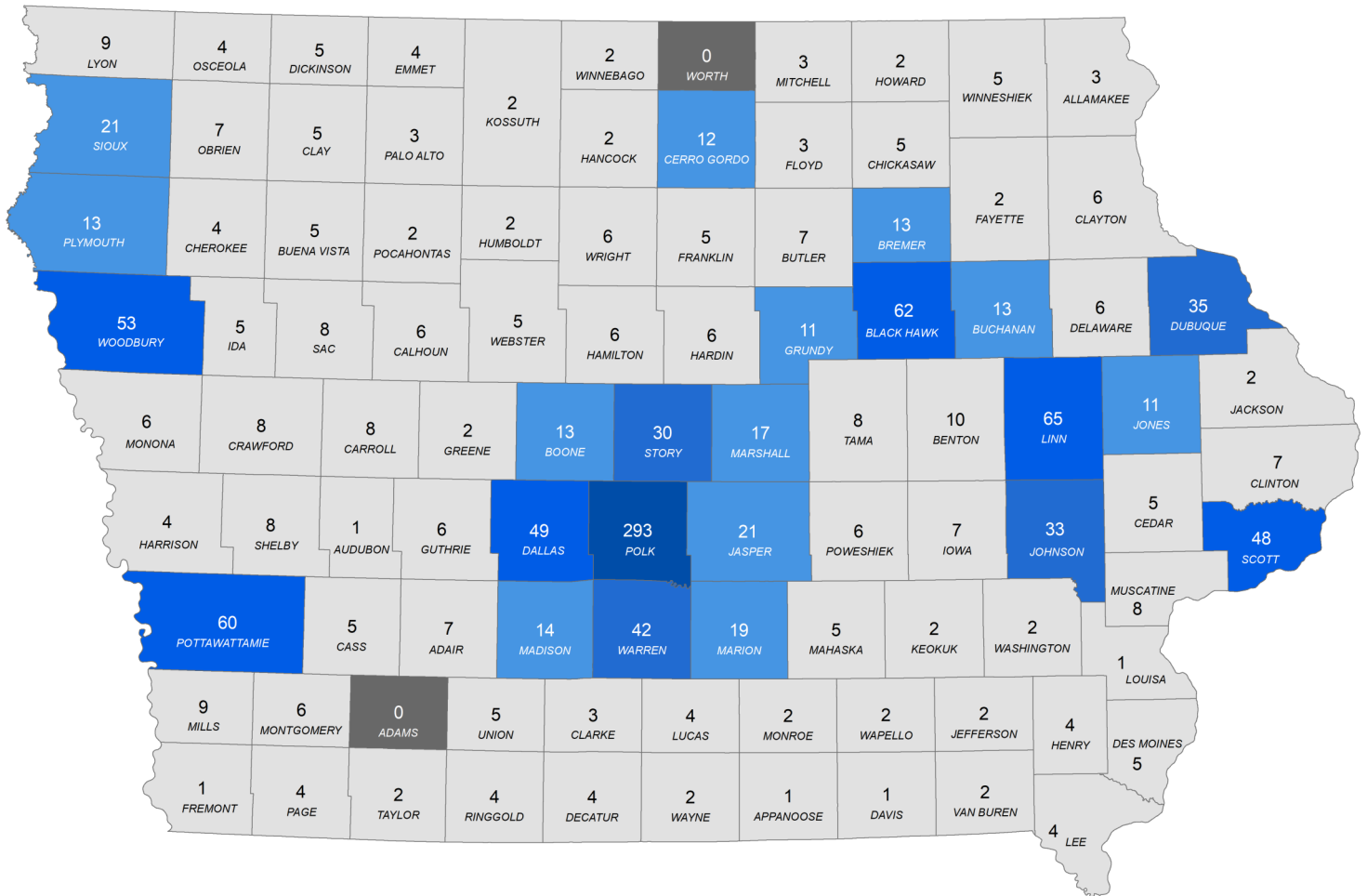


Data Effective June 30, 2021

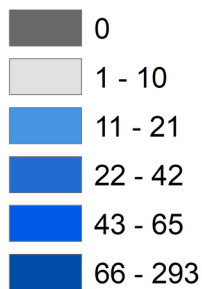


APPENDIX A

ACTIVE RN LICENSES HIGHEST-LEVEL EDUCATION: DIPLOMA



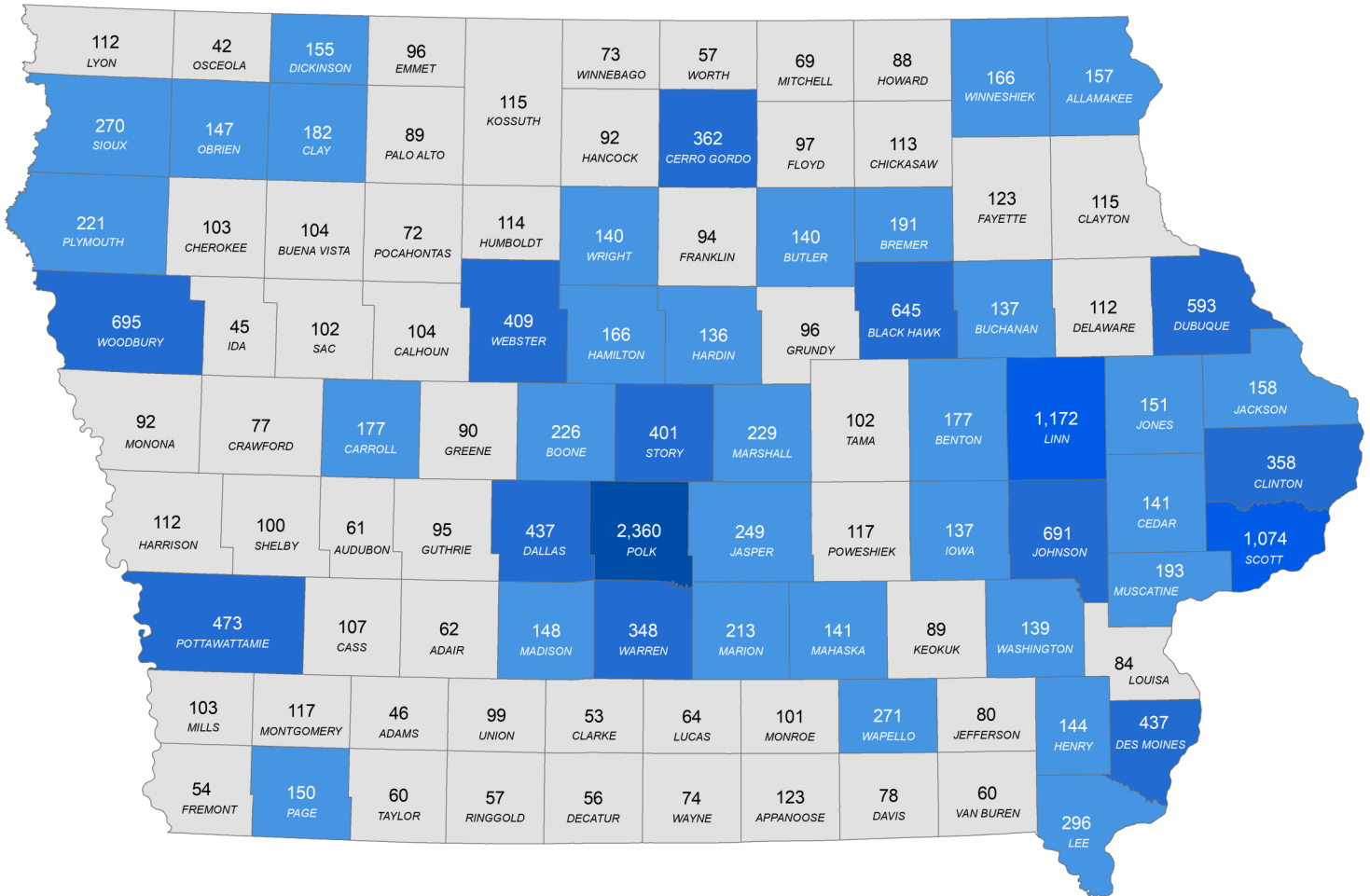
Diploma as Highest Level of Education for Active RNs by County of Residence



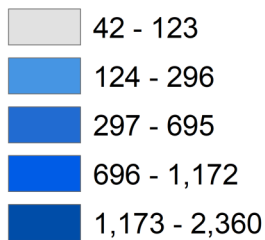
This map reflects the number of active RN licenses in Iowa that have an education level of a diploma. The data is illustrated by county of residence.

APPENDIX A ACTIVE RN LICENSES

HIGHEST-LEVEL EDUCATION: ASSOCIATE DEGREE

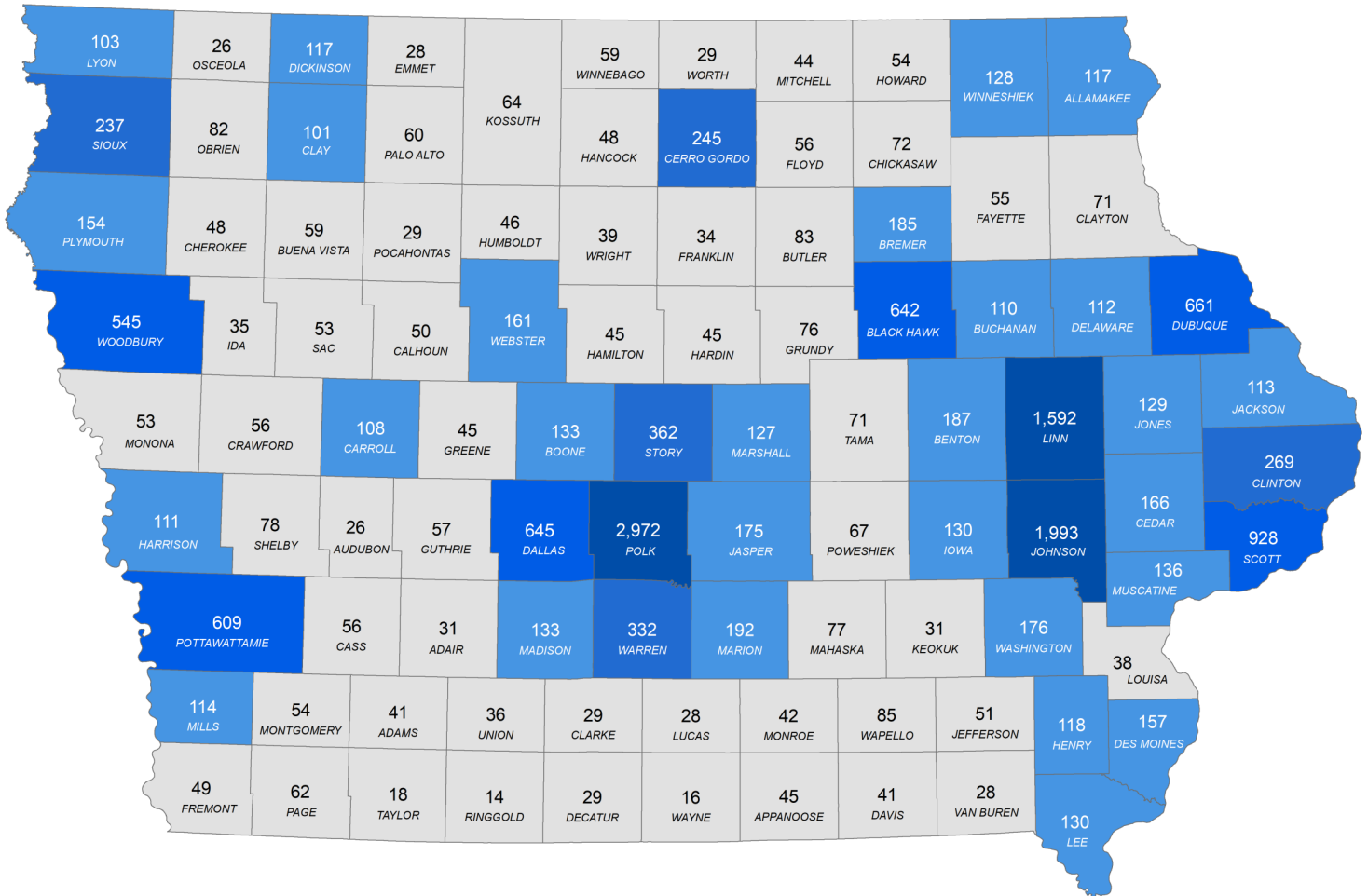


Associate Degree as Highest Level of Education for Active RNs by County of Residence



This map reflects the number of active RN licenses in Iowa that have an education level of an associate degree. The data is illustrated by county of residence.

ACTIVE RN LICENSES HIGHEST-LEVEL EDUCATION: BACCALAUREATE



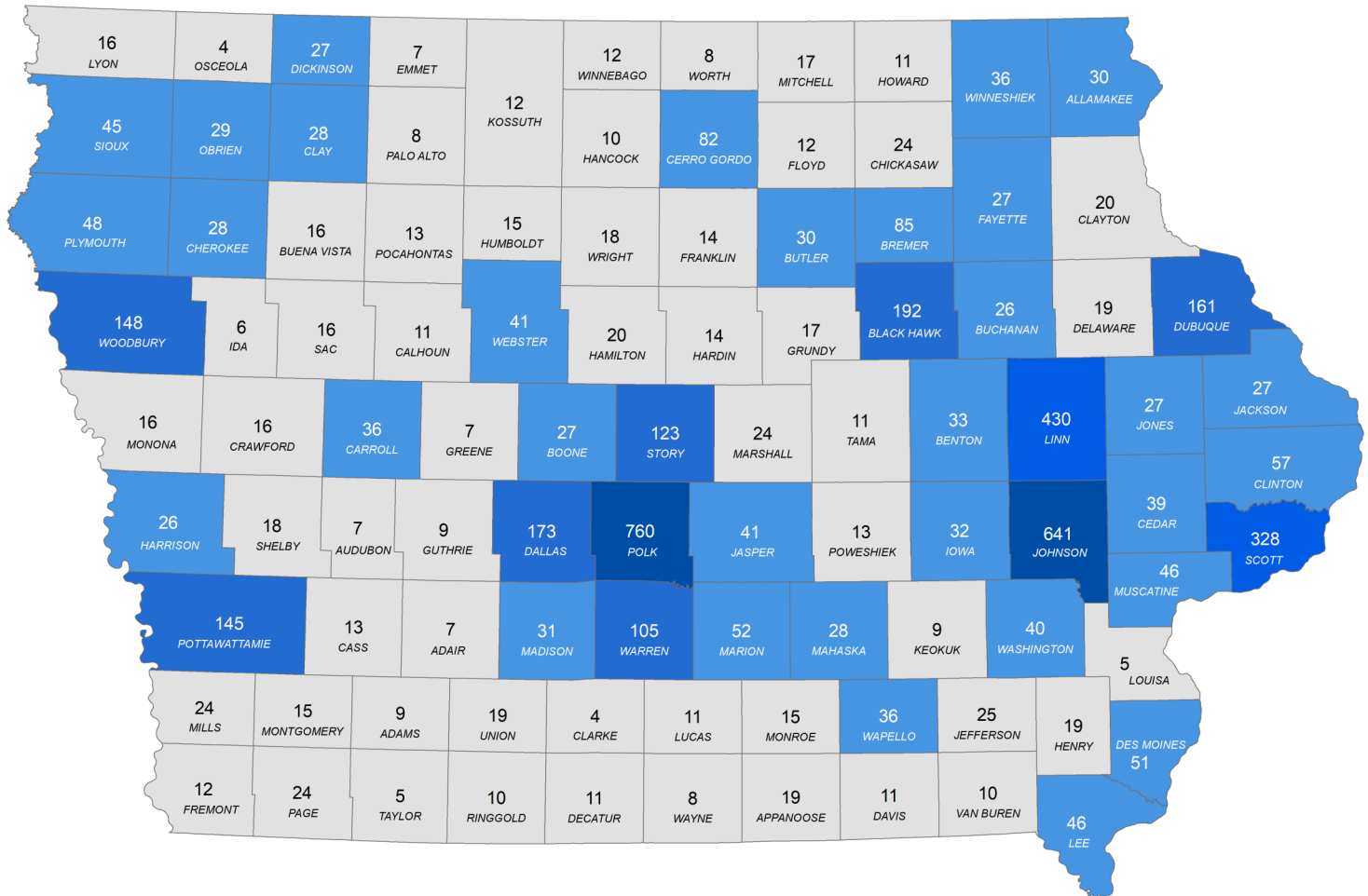
Baccalaureate Degree as Highest Level of Education for Active RNs by County of Residence

- 14 - 85
- 86 - 192
- 193 - 362
- 363 - 928
- 929 - 2,972

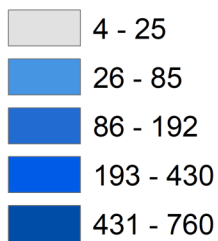
This map reflects the number of active RN licenses in Iowa that have an education level of a Baccalaureate degree. The data is illustrated by county of residence.

APPENDIX A

ACTIVE RN LICENSES HIGHEST-LEVEL EDUCATION: MASTER'S



Master's Degree as Highest Level of Education for Active RNs by County of Residence



This map reflects the number of active RN licenses in Iowa that have an education level of a Master's degree. The data is illustrated by county of residence.



Iowa Board of Nursing
400 S.W. 8th Street, Suite B
Des Moines, IA 50309-4685
Tel: (515) 281-3255
Fax: (515) 281-4825
nursing.iowa.gov

Report produced with assistance of:
Iowa Workforce Development
Labor Market Information Division

IOWA
WORKFORCE
DEVELOPMENT