

# IOWA BOARD OF NURSING

Kathleen R. Weinberg, MSN, RN, Executive Director



ANNUAL REPORT  
JULY 1, 2018 - JUNE 30, 2019



A Publication of:



### MISSION STATEMENT

The mission of the board is to protect the public health, safety and welfare by regulating the licensure of nurses, the practice of nurses, nursing education and continuing education.

For more information contact:

**Iowa Board of Nursing**  
Laura R. Hudson, MSN, RN  
Associate Director  
515.281.3255  
laura.hudson@iowa.gov  
[nursing.iowa.gov](http://nursing.iowa.gov)

# TABLE OF CONTENTS

<b>Section</b>	<b>Page</b>
Iowa Board of Nursing: Members .....	3
Iowa Board of Nursing: Staff .....	4
Introduction .....	5
Nursing Education .....	6
Approved Programs by Degree Type.....	7
Enrollment Data.....	12
Graduation Data .....	13
Faculty.....	14
Nursing Practice .....	15
Nursing Workforce.....	17
Nurse Assistance Program.....	19
Continuing Education.....	21
Licensure .....	23
Examination Statistics .....	25
Testing Accommodations.....	27
ARNP Licensees .....	28
Renewals.....	29
Reactivations and Reinstatements.....	30
Endorsements .....	31
Veteran Application Processing .....	32
Verifications .....	33
Number of Licensees .....	34
Duplicates and Licensure Compact .....	35
Employment Statistics .....	36
Age Profile.....	37
Statistical Overview .....	38

# TABLE OF CONTENTS

CONTINUED

<b>Section</b>	<b>Page</b>
Enforcement .....	39
Disciplinary Statistics .....	40
Case Statistics .....	42
Administration.....	45
Staffing .....	45
Presentations.....	45
Staff Representation on Committees and Organizations.....	45
Meetings, Conferences and Training Attended by Staff .....	45
Website .....	46
Newsletter .....	46
Fees .....	47
Financial Report .....	48
Organizational Chart.....	50
Appendices .....	51
Appendix A: Active RN Licenses by County.....	51
Highest-Level Education: Diploma.....	52
Highest-Level Education: Associate Degree .....	53
Highest-Level Education: Baccalaureate.....	54
Highest-Level Education: Master's.....	55
Appendix B: Active LPN Licenses by County .....	56
Appendix C: Active ARNP Licenses by County.....	57

# IOWA BOARD OF NURSING: MEMBERS

MAY 1, 2019 - APRIL 30, 2020

<b>Board Member</b>	<b>Term Ends</b>
Gwen Suntken, MS, RN..... Chairperson Mason City, IA Representing Nursing Practice	2020
B.J. Hoffman ..... Liscomb, IA Representing the Public	2020
Sue Ann Putnam, LPN..... Griswold, IA Representing Nursing Practice	2020
Kathryn Dolter, PhD, RN..... Dubuque, IA Representing Nursing Education	2021
Nancy Kramer, EdD, ARNP, CPNP, CNE ..... Vice Chairperson Independence, IA Representing Nursing Education	2022
Mark G. Odden, BSN, MBA, CRNA, ARNP..... Manchester, IA Representing Nursing Practice	2022
Open Position Representing the Public	

# IOWA BOARD OF NURSING: STAFF

JUNE 30, 2019

<b>Staff Member</b>	<b>Title</b>
Kathleen R. Weinberg, MSN, RN .....	Executive Director
Laura R. Hudson, MSN, RN .....	Associate Director Continuing Education/Workforce
Jimmy A. Reyes, PhD(c), DNP, AGNP, RN.....	Associate Director Practice/Education
Doug Bartels, BA.....	Associate Director Enforcement
Maggie Schwarck, MSN, RN.....	Associate Director Licensing Administration
Gail Beebe .....	Information Technology Specialist
Taunya Cunningham, BSN, RN .....	Health Professions Investigator
Kathleen Beebout, JD, RN.....	Health Professions Investigator
Bill Hansen, BA .....	Health Professions Investigator
Diane Burkert, BSN, RN .....	Health Professions Investigator
Eric Holsapple, BA .....	Health Professions Investigator
Kris Watson, BSN, RN.....	Health Professions Investigator
Lucas Bee, BA .....	Health Professions Investigator
Anne Ryan, BSN, RN .....	Health Professions Investigator
Rhonda Ruby, MSM, RN....	Iowa Nurse Assistance Program Coordinator
Michele Royer, LBSW...	Iowa Nurse Assistance Program Case Manager
Margaret Armagost .....	Administrative Assistant 2
Kelley Reece.....	Secretary 3
Tracey Westby .....	Secretary 2
David Brunk .....	Clerk Specialist
Darlene Rodgers.....	Clerk Specialist
Gail Vos .....	Clerk Specialist
Vacant .....	Clerk Specialist
Vicki Carlson.....	Clerk Advanced

# INTRODUCTION

The mission of the board is to protect the public health, safety, and welfare by regulating the licensure of nurses, the practice of nurses, nursing education, and continuing education.

The members of the Iowa Board of Nursing conduct their business in accordance with the Iowa Code chapters 17A, 21, 22, 147, 147A, 152, 152E, and 272C; and the Iowa Administrative Code, Nursing Board [655].

## **Functions of the Board as provided by regulations include:**

Promulgation of rules and regulations to carry out the mandate of the laws.

Approval of all Iowa nursing education programs preparing a person to be a registered nurse or a licensed practical nurse. Approval of all Iowa advanced formal academic nursing education programs.

Defining the practice of nursing through standards of practice for the registered nurse, licensed practical nurse and the advanced registered nurse practitioner.

Oversight of continuing education for nurses for license renewal and reactivation of licenses.

Oversight of licensure examination administration.

Licensure of registered nurses, licensed practical nurses, and advanced registered nurse practitioners. Renewal, reactivation, and reinstatement of licenses.

Verification of licensure to and from other jurisdictions.

Enforcement of the laws and rules applicable to the practice of nursing including the use of disciplinary proceedings and disciplinary action.

Maintenance of a database management system which allows the retrieval of both individual and statistical data.

Maintenance of records of all Board proceedings.

Establishment of fees based on the cost of sustaining the Board and the actual costs of licensing.

Operation within sound fiscal management principles.

The collection, analysis, and dissemination of nursing workforce data.

## Nursing Education Programs

The Iowa Code requires the Iowa Board of Nursing to approve nursing education programs preparing registered nurse and practical nurse candidates and all advanced formal academic nursing education programs.

Between July 1, 2018 and June 30, 2019, site visits were made to 12 programs in 7 institutions.

For the purposes of this report, nursing programs are listed separately by site and type. In some instances, more than one site may share administration by a single program, a common philosophy, curriculum, and faculty.

**Figure 1**, below, provides an overall summary of the number of approved nursing education programs available in Iowa by type.

**Figure 1:** Total Number of Approved Nursing Education Programs by Type

Type of Program	Number
Practical Nursing	26
Associate Degree	34
Baccalaureate	19
Master's (academic)	7
Post-Master's	5
Doctoral (DNP)	5
Doctoral (PhD)	1
<b>Total</b>	<b>97</b>

A listing of Nursing Education Programs is provided on the following pages and is organized by type of degree.



# NURSING EDUCATION: APPROVED PROGRAMS BY DEGREE TYPE

## Practical Nursing Programs

Des Moines Area Community College .....	Boone
Eastern Iowa Community College District.....	Bettendorf
Scott Community College	
Eastern Iowa Community College District.....	Clinton
Clinton Community College	
Hawkeye Community College.....	Waterloo
Indian Hills Community College .....	Centerville
Indian Hills Community College .....	Ottumwa
Indian Hills Community College .....	Ottumwa Evening
Iowa Central Community College.....	Fort Dodge
Iowa Central Community College.....	Storm Lake
Iowa Central Community College.....	Webster City/Eagle Grove
Iowa Lakes Community College.....	Emmetsburg
Iowa Valley Community College District.....	Iowa Falls
Ellsworth Community College	
Iowa Valley Community College District.....	Marshalltown
Marshalltown Community College	
Iowa Western Community College.....	Council Bluffs
Iowa Western Community College.....	Clarinda
Iowa Western Community College.....	Alegent
Kirkwood Community College.....	Cedar Rapids
North Iowa Area Community College.....	Mason City

**NURSING EDUCATION:  
APPROVED PROGRAMS  
BY DEGREE TYPE**  
CONTINUED

**Practical Nursing Programs (continued)**

Northeast Iowa Community College ..... Calmar  
 Northeast Iowa Community College ..... Peosta  
 Northwest Iowa Community College ..... Sheldon  
 Southeastern Community College ..... Keokuk  
 Southeastern Community College ..... West Burlington  
 Southwestern Community College ..... Creston  
 Western Iowa Tech Community College ..... Denison  
 Western Iowa Tech Community College ..... Sioux City

**Associate Degree Nursing Programs**

Des Moines Area Community College ..... Ankeny  
 Des Moines Area Community College ..... Boone  
 Des Moines Area Community College ..... Carroll  
 Des Moines Area Community College ..... Des Moines  
 Des Moines Area Community College ..... Newton  
 Eastern Iowa Community College District ..... Bettendorf  
 Scott Community College  
 Eastern Iowa Community College District ..... Clinton  
 Clinton Community College  
 Hawkeye Community College ..... Waterloo  
 Indian Hills Community College ..... Centerville  
 Indian Hills Community College ..... Ottumwa  
 Indian Hills Community College ..... Online/Hybrid  
 Iowa Central Community College ..... Fort Dodge  
 Iowa Central Community College ..... Storm Lake  
 Iowa Central Community College ..... Webster City/Eagle Grove  
 Iowa Lakes Community College ..... Emmetsburg

**NURSING EDUCATION:  
APPROVED PROGRAMS  
BY DEGREE TYPE**  
CONTINUED

**Associate Degree Nursing Programs (continued)**

Iowa Valley Community College District .....	Iowa Falls Ellsworth Community College
Iowa Valley Community College District .....	Marshalltown Marshalltown Community College
Iowa Western Community College .....	Council Bluffs
Iowa Western Community College .....	Clarinda
Purdue University Global (formerly Kaplan University) .....	Cedar Falls
Purdue University Global (formerly Kaplan University) ....	Cedar Rapids
Purdue University Global (formerly Kaplan University) .....	Des Moines
Kirkwood Community College .....	Cedar Rapids
Mercy College of Health Sciences .....	Des Moines
North Iowa Area Community College .....	Mason City
Northeast Iowa Community College .....	Calmar
Northeast Iowa Community College .....	Peosta
Northwest Iowa Community College .....	Sheldon
Southeastern Community College.....	Keokuk
Southeastern Community College.....	West Burlington
Southwestern Community College .....	Creston
Southwestern Community College .....	Red Oak
St. Luke's College .....	Sioux City
Western Iowa Tech Community College .....	Sioux City

**Baccalaureate Nursing Programs**

Allen College .....	Waterloo
Briar Cliff University .....	Sioux City
Clarke University .....	Dubuque
Coe College .....	Cedar Rapids
Dordt College .....	Sioux Center

**NURSING EDUCATION:  
APPROVED PROGRAMS  
BY DEGREE TYPE**  
CONTINUED

**Baccalaureate Nursing Programs (continued)**

Graceland University.....	Lamoni
Grand View University.....	Des Moines
Iowa Wesleyan University.....	Mount Pleasant
Luther College.....	Decorah
Mercy College of Health Sciences.....	Des Moines
Morningside College.....	Sioux City
Mount Mercy University.....	Cedar Rapids
Northwestern College.....	Orange City
St. Ambrose University.....	Davenport
St. Luke's College.....	Sioux City
University of Dubuque.....	Dubuque
University of Iowa.....	Iowa City
Upper Iowa University.....	Fayette
William Penn University.....	Oskaloosa

**Master's in Nursing Programs**

Allen College.....	Waterloo
Briar Cliff University.....	Sioux City
Graceland University.....	Lamoni
Grand View University.....	Des Moines
Morningside College.....	Sioux City
Mount Mercy University.....	Cedar Rapids
University of Iowa.....	Iowa City

**NURSING EDUCATION:  
APPROVED PROGRAMS  
BY DEGREE TYPE**  
CONTINUED

**Post-Master's Nursing Certificate Programs**

Allen College.....	Waterloo
Briar Cliff University .....	Sioux City
Graceland University.....	Lamoni
Morningside College.....	Sioux City
University of Iowa .....	Iowa City

**Doctorate in Nursing Practice Programs (DNP)**

Allen College.....	Waterloo
Briar Cliff University .....	Sioux City
Clarke University .....	Dubuque
Graceland University.....	Lamoni
University of Iowa .....	Iowa City

**Doctorate in Nursing (PhD)**

University of Iowa .....	Iowa City
--------------------------	-----------

# NURSING EDUCATION: ENROLLMENT DATA

**Figure 2:** Nursing Education Enrollment Data, 2014-2018

	ENROLLMENT ON OCTOBER 15 OF EACH YEAR				
	2013-2014	2014-2015	2015-2016	2016-2017	2017-2018
<small>(#) = No. of educational institutions that offer these degrees</small>					
Associate Degree (34)	2,572	2,095	2,240	2,130	2,290
Baccalaureate (19)	4,616	4,728	4,257	3,534	2,777
Pre-Licensure	1,830	2,144	2,240	2,135	1,773
Registered Nurse	2,786	2,584	2,017	1,399	1,004
<b>Total</b>	<b>7,188</b>	<b>6,823</b>	<b>6,497</b>	<b>5,664</b>	<b>5,067</b>
Practical Nursing Programs (26)	1,436	1,354	1,225	1,240	1,222
GRADUATE PROGRAMS IN NURSING					
Doctoral - PhD (1)	27	30	23	22	23
Doctoral - Doctor of Nursing Practice (5)	280	292	333	320	289
Master's (7)	2,130	2,257	2,281	1,966	962
ADVANCED PRACTICE PROGRAMS IN NURSING					
Post-Master's Certificate (5)	214	214	242	230	89

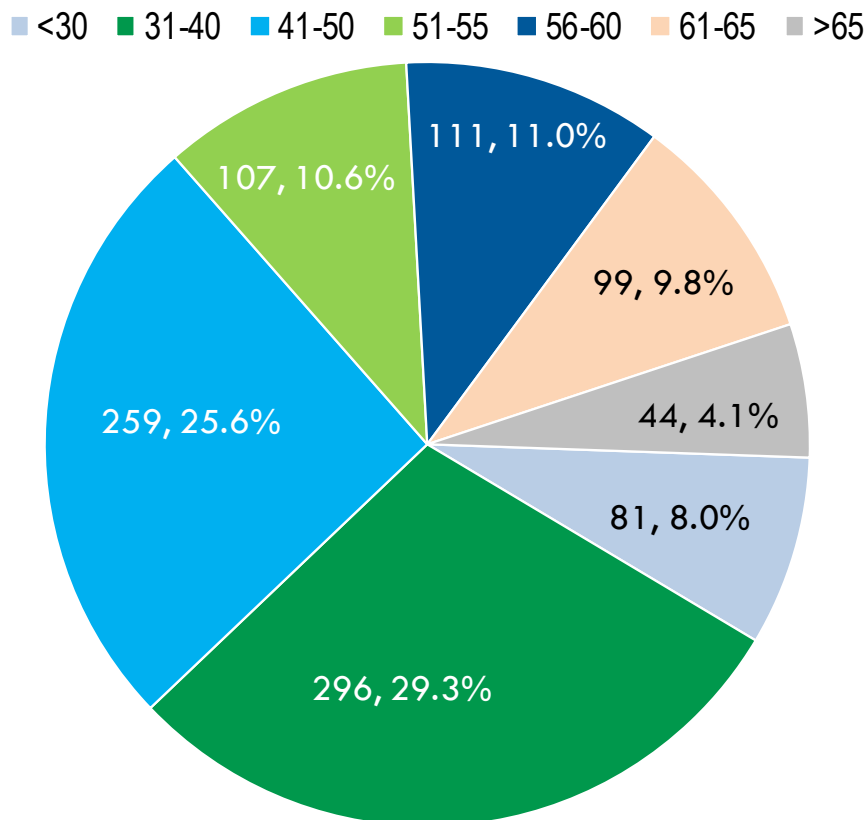
# NURSING EDUCATION: GRADUATION DATA

**Figure 3: Nursing Education Graduation Data, 2014-2018**

	GRADUATIONS BETWEEN 8/1 AND 7/31 OF EACH SCHOOL YEAR				
	2013-2014	2014-2015	2015-2016	2016-2017	2017-2018
<small>(#) = No. of educational institutions that offer these degrees</small>					
Associate Degree (34)	1,689	1,597	1,411	1,183	1,276
Baccalaureate (19)	1,753	1,951	2,133	1,830	1,199
Pre-Licensure	716	610	668	741	775
Registered Nurse	1,037	1,341	1,465	1,089	424
<b>Total</b>	<b>3,442</b>	<b>3,548</b>	<b>3,544</b>	<b>3,013</b>	<b>2,475</b>
Practical Nursing Programs (26)	1,218	1,131	977	718	800
GRADUATE PROGRAMS IN NURSING					
Doctoral - PhD (1)	7	2	5	3	2
Doctoral - Doctor of Nursing Practice (5)	81	65	68	96	86
Master's (7)	358	591	589	525	255
ADVANCED PRACTICE PROGRAMS IN NURSING					
Post-Master's Certificate (5)	45	55	85	84	30

# NURSING EDUCATION: FACULTY DATA

**Figure 4:** Age Range of Nursing Education Faculty, 2018



In 2018, nearly 55 percent of nursing education faculty were 31 to 50 years old compared to 35.5 percent that are over the age of 50.

## 2018 FACULTY AND VACANCIES

**Figure 5:** Total Number of Faculty and Vacancies Across All Programs, 2018

Status	Current Faculty	Faculty Vacancies
Full-Time	411	19
Part-Time	258	4
Adjunct	471	20
Total	1,010	43



## Iowa ARNP Advisory Committee

The Iowa Advanced Registered Nurse Practitioner (ARNP) Advisory Committee was formed on September 22, 2015, in response to the Institute of Medicine’s landmark report examining the emerging role and responsibility of the Advanced Registered Nurse Practitioner (2010) and the National Council of State Boards of Nursing (NCSBN) Consensus Model report (2008). The Iowa Board of Nursing charged the ARNP Advisory Committee to examine education, practice, legislative, and regulatory trends and issues that may have an impact on patient safety and quality of care in accordance with its mission of public protection. The Advisory Committee meets on a quarterly basis.

Based on the Consensus Model, there are four advanced practice roles and six population foci. The four roles include the Clinical Nurse Specialist, Certified Nurse Midwife, Certified Nurse Practitioner, and Certified Registered Nurse Anesthetist. The six population foci include Women’s Health and Gender-related, Family Individual across the Lifespan, Psychiatric Mental Health, Adult/Gerontology, Pediatrics, and Neonatal. The ARNP Advisory Committee is composed of the following individuals, which represent the four advanced practice roles:

<b>Committee Member</b>	<b>Affiliation</b>
W. Keith Barnhill, Ph.D., CRNA, ARNP .....	Iowa Anesthesia LC Manchester
Jennifer Burds, DNP, FNP-BC, ARNP.....	Regional Medical Center Manchester
Jill Duffy, ARNP, AGPCNP, RN-BC.....	Central States Medicine West Des Moines
Lynne Himmelreich, CNM, MPH, FACNM .....	The University of Iowa Hospitals and Clinics Department of OB/GYN Iowa City
Cheryll Jones, CPNP, ARNP .....	Division of Child & Community Health Child Health Specialty Clinics Bloomfield
Belinda Lassen, CNM, ARNP.....	Promise Community Health Center Sioux Center

## Committee Member

## Affiliation

Maria Lofgren, DNP, ARNP, NNP-BC, CPNP.....The University of Iowa  
Hospitals and Clinics  
Iowa City

Mindy Miller, MSN, CRNA, ARNP.....Heartland Anesthesia & Consulting  
Ankeny

Susan Pair, MSN, CRNA, ARNP..... Skiff Medical Center  
Newton

Sharon Scandrett Hibdon, Ph.D., CNS,..... Genesis Mental Health Clinic  
FNP, MS, BSN  
Perry

Sue Whitty, MA, ARNP, CNS.....Hillcrest Mental Health Center  
Dubuque

## References:

Institute of Medicine of the National Academies. (2010). *The future of nursing leading change, advancing health: Report Recommendations*. Retrieved from <http://www.nationalacademies.org/hmd/~media/Files/Report%20Files/2010/The-Future-of-Nursing/Future%20of%20Nursing%202010%20Recommendations.pdf>

National Council of State Boards of Nursing. (NCSBN). (2008). *Consensus Model for APRN Regulation: Licensure, accreditation, certification, and education*. Retrieved from [https://www.ncsbn.org/FINAL\\_Consensus\\_Report\\_070708\\_w\\_Ends\\_013009.pdf](https://www.ncsbn.org/FINAL_Consensus_Report_070708_w_Ends_013009.pdf)

## Iowa Center for Nursing Workforce

The Iowa Center for Nursing Workforce is staffed by an associate director employed by the Iowa Board of Nursing. Iowa is a subscriber/member of the National Forum of State Nursing Workforce Centers, which includes 37 participating nurse workforce entities across the nation. The National Forum focuses on data collection and research to address predicted nursing shortages, and works to assure that an adequate supply of qualified nurses will be available to meet the future health and wellness needs of the U.S. population. Iowa participates in this research.

The Iowa Center was represented at the 2018-2019 annual and mid-year meetings of the National Forum, with the associate director taking part in the development and finance committees this year.

The Iowa Center for Nursing Workforce committee met three times in the year and worked on the strategic plan dated 2017-2020. A demand survey is planned for the next year and the committee continues to collaborate with efforts already taking place in the state, including: the Healthiest State initiative, the Iowa Action Coalition, and the Iowa STEM initiative. The advisory committee consists of the following individuals:

### Committee Member

### Affiliation

Julie Adair, RN.....Vice President, Home Care and Workforce  
Iowa Health Care Association/Iowa Center for Assisted Living  
West Des Moines

Lisa Baumhover, MS, GCNS-BC,..... Geriatric Clinical Nurse Specialist  
ARNP  
UnityPoint Health  
Des Moines

Katy Blatnick-Gagne, Ed.D.....Education Program Consultant  
Bureau of Career & Technical Education  
Iowa Department of Education  
Des Moines

Stephanie Capesius, BSN, RN ..... Nurse Manager  
Kossuth Regional Health Center  
Algona

Megan Hartwig, MHA .....Program Manager  
Office of Rural Health, Iowa Department of Public Health  
Des Moines

Tonya Johannes, DNP, MSN, ARNP-BC, RN.....Family Practice NP  
Mahaska Health Partnership  
Oskaloosa

Tami Lund, RN, BSN, MSA.....RN Consultant  
Immanuel  
Omaha, NE

**Committee Member**

**Affiliation**

Beverly McLinden.....	Public Member, Healthcare Consumer Rotary Club of Des Moines, A.M. Administrator Adel
Ryan M. Murphy, MPA, BA.....	Bureau Chief Labor Market Information Division Iowa Workforce Development Des Moines
Jennifer Nutt, DNP, RN.....	Senior Director of Nursing & Clinical Services Iowa Hospital Association Des Moines
Anne Ott, RN.....	Emergency Room Nurse Regional Health Services of Howard County Cresco
Amy Skelton, RN.....	Director of Nursing Plesantview Home Kalona
Michelle Snitselaar, MSN, RN.....	Director of Health Services Mount Mercy University Cedar Rapids
Mary Tarbox, Ed.D, RN .....	Emeritus Dean, Martin-Herold College of Nursing & Health, Mount Mercy University, Cedar Rapids Co-Chair, Iowa Action Coalition
Ginny Wangerin, MSN, PhD, RN, CNE .....	Clinical Assistant Professor Iowa State University, Ames Nursing Practice & Education Consultant Clive

The Center’s website can be found under the Board of Nursing’s main page at [nursing.iowa.gov](http://nursing.iowa.gov).

Iowa is currently collecting standardized minimum dataset (MDS) information about the LPN/RN/APRN workforce through the Iowa Board of Nursing’s online registration process. The data collected through the online registration process assists the state with forecasting nursing workforce supply. All Iowa nurse licensees have reported initial level of education, highest level of education, primary practice areas, and information about employment status (full-time, part-time, or unemployed). With every three-year renewal, this information is updated for each individual licensee. The *Trends in Nursing* report published by the Center includes reporting and analysis about the data collected in the licensure process.



### **Recovering Nurse Program/Monitoring**

The Iowa Nurse Assistance Program (INAP) was established in 2016 through the Iowa Board of Nursing. It is a confidential monitoring program for nurses who are impaired as a result of a substance use disorder or by a mental or physical condition. INAP is a voluntary program that provides an opportunity for licensed professionals to receive treatment while maintaining their licensure status. The program operates within the Iowa Administrative Code 655, Chapter 19.

INAP shares the mission of the Iowa Board of Nursing which is to protect the public health, safety and welfare by regulating the licensure of nurses, the practice of nurses, nursing education and continuing education. INAP also maintains a working relationship with the Iowa Board of Nursing. Participation in INAP may be confidential as long as the nurse remains in compliance with their individualized INAP contract. Participants who satisfy the requirements of their contracts may not be reported to the Board.

### **INAP Advisory Committee (INAPC)**

The INAP is managed by a committee who works with the program coordinator. Committee members include the director of the Iowa Board of Nursing, substance and mental health professionals, nurses recovering from substance use, and a public member.

The INAP committee conducts meetings on a quarterly basis. During non-meeting months the co-chairs serve as resources on all cases. All participants seeking entry into INAP need approval from the INAP committee. Program and contract noncompliance are also reviewed by the INAPC. INAP staff also works with an Assistant Attorney General, who provides legal counsel for the program.



**INAP Committee Member (2016-2019)**

**Affiliation**

- Robert Colin, Co-Chair..... Public Consumer
- Misstie Day, RN, CARN..... Former Crisis Stabilization Unit  
Unity Point  
Rock Island, Illinois
- Karen Ganzer, MSN, RN.....Retired Department Chair  
Eastern Iowa Community College  
Davenport, Iowa
- Kevin Moeckly, BSN, RN, Co-Chair ..... Director of Nursing  
Woodlands Creek Retirement Community  
Clive, Iowa
- Alicia Rivera, BSN, RN .....Nurse Manager  
Adult Behavioral Health, St. Luke’s Hospital  
Cedar Rapids, Iowa
- Emily Ward, BSN, RN, MBA..... Associate Chief Nursing Officer  
Drug Diversion Oversight Workgroup  
University of Iowa Hospitals & Clinics  
Iowa City, Iowa
- Kathleen Weinberg, MSN, RN .....Executive Director  
Iowa Board of Nursing  
Des Moines, Iowa

**INAP Staff**

Rhonda Ruby, MS, RN operates as the INAP Coordinator. Michele Royer, LBSW, serves as the INAP Case Manager. Jordan Esbrook, an Assistant Iowa Attorney General, provides legal counsel for the program.

INAP Case Status (June 30, 2019)	
Total Cases Processed	153
Active Cases	92
Initial Agreement and/or Contract	92
Inactive Cases/Secondary Monitoring	8
Cases Determined to NOT need Monitoring	32
Successful Graduation	4
Non-Compliance - Reported to Board	11
Referred to INAP	5
Death	1

## Approved Providers

Three (3) provider applications were received during FY 2019, and no applicants were awarded Iowa Board of Nursing provider approval. Three applications are pending second-submission applications. A total of 380 providers have been approved since continuing education became mandatory for nurses in Iowa. The total number of approved providers as of June 30, 2019, was 134 (117 in state and 17 out of state).

Four (4) providers voluntarily relinquished provider approval during FY 2019. A total of 239 approved providers have voluntarily relinquished or withdrawn their approved provider status since continuing education became mandatory.

During FY 2019, 23 providers were re-evaluated and all were reapproved for five years. No re-evaluations for FY 2019 remain pending.

Board staff had no complaints about approved providers this fiscal year.

No changes were made to the 655 Iowa Administrative Code (IAC), chapter 5, Continuing Education rules in FY '19.

## Audits

The Iowa Board of Nursing conducts the following types of continuing education audits:

- Random audit. A specific number of licensees are randomly selected for audit each month. The purpose of this audit is to determine whether the continuing education requirement has been met. When renewing online, a licensee receives notification that they have been selected for an audit at the end of the renewal process.
- Late renewal audit. Any licensee who renews within the 30 days after the license has expired will automatically be audited. When renewing late online the licensee receives notification that they must submit continuing education certificates to complete the late audit at the end of the renewal process.

(Continued on next page)

## Audits, continued

- Re-audit. If credit was obtained during the 30 days after the license has expired or the licensee submits make-up credit, the licensee may be scheduled for re-audit prior to the next renewal. The purpose of this audit is to ensure that credit obtained during those 30 days or make-up credit, is not used a second time.
- Licensees must also show documentation of completion of the Mandatory Child and/or Dependent Adult Abuse Course.
- Licensees who fail to complete audit documentation may be referred to the Enforcement Division for disciplinary actions.

One request was approved to accept make-up credit for a self-reported error of the continuing education credit required for license renewal. This request was handled administratively. Twenty-eight (28) letters were sent to licensees who submitted all late credit within 30 days after their licenses had expired and were given reminders about the CE requirements for license renewal.

A total of 47 audits were directed to the Enforcement Division for noncompliance with continuing education requirements during FY 2019.

## Fluoroscopy Audits

Auditing of Advanced Registered Nurse Practitioner (ARNP) fluoroscopy continuing education was implemented on January 12, 2015. During FY 2019 fluoroscopy audits were performed on 30 ARNPs through June 30, 2019. All of the audits were received and approved.

## Rulings

Approved two (2) requests to recognize the clock hours for programs attended outside of Iowa for nursing continuing education credit.



## Examinations

The Iowa Board of Nursing, in cooperation with other state boards of nursing, contracts to use the National Council Licensure Examination (NCLEX®) for registered nurse and practical nurse licensure. The licensing examinations are owned by the National Council of State Boards of Nursing and are prepared by item writers and content experts recommended by boards of nursing and the National Council.

The purpose of the licensure examination is to determine minimal competence to practice nursing as defined by legally constituted authorities. The most recent passing standard was adopted for the licensure examination for registered nurses in April 2016; and for licensed practical nurses in April 2017. Results of the NCLEX® examination are reported to candidates as “pass” or “fail.”

There are three types of nursing programs leading to licensure as a registered nurse in the State of Iowa. Graduates of Associate degree, Baccalaureate and prelicensure Master’s degree programs are eligible to take the national examination for registered nurse licensure. In Iowa, all nursing programs that prepare registered nurse candidates maintain current approval by the Iowa Board of Nursing.

Graduates of a licensed practical nurse program are eligible to take the national examination for practical nurse licensure. In Iowa, all nursing programs that prepare practical nurse candidates maintain current approval by the Iowa Board of Nursing.

The rules and regulations of the Iowa Board of Nursing require nurses educated and licensed in a foreign country to take the NCLEX® for registered nurse or practical nurse licensure. A prerequisite for taking the registered nurse or practical nurse licensing examination is completion of the Professional Report application of the Commission on Graduates of Foreign Nursing Schools (CGFNS) Credentials Evaluation Service (CES).

The NCLEX® examinations are provided using computerized adaptive testing. Pearson VUE serves as the vendor to provide testing and administration services for NCLEX®. Computerized adaptive testing is conducted at four (4) sites in Iowa: Coralville, Davenport, Des Moines, and Sioux City on a year-round basis. Candidates may self-schedule the time and site of choice for the examination when qualifications for licensure and test registration are complete.

There is no provision for temporary licensure of candidates for licensure by examination in Iowa.

License status information may be accessed through the Iowa Board of Nursing online license verification system or through the National Council of State Boards of Nursing, NURSYS® database.

# LICENSURE: EXAMINATION STATISTICS

**Figure 6**, below, delineates the performance of candidates, educated both nationally and in Iowa programs, on the National Council Licensure Examination (NCLEX®). The tables display the passing percentage for first-time test takers among registered nurses as well as licensed practical nurses.

**Figure 6:** NCLEX® Passing Rates Among First-Time Test Takers, FY 2015-2019

NCLEX® RESULTS: REGISTERED NURSES					
	FY 2015	FY 2016	FY 2017	FY 2018	FY 2019
<b>NATIONAL</b>					
Total Number of Test Takers	159,528	161,156	159,137	157,734	163,208
Number Passing the Exam	131,666	135,276	137,135	137,410	144,112
Passing Percentage	82.53%	83.94%	86.17%	87.12%	88.30%
<b>IOWA</b>					
Total Number of Test Takers	2,332	2,268	2,043	2,091	1,995
Number Passing the Exam	1,822	1,829	1,730	1,798	1,729
Passing Percentage	78.13%	80.64%	84.68%	85.99%	86.67%
NCLEX® RESULTS: LICENSED PRACTICAL NURSES					
	FY 2015	FY 2016	FY 2017	FY 2018	FY 2019
<b>NATIONAL</b>					
Total Number of Test Takers	53,021	49,085	47,849	46,945	47,044
Number Passing the Exam	43,091	40,704	40,094	39,363	40,424
Passing Percentage	81.27%	82.93%	83.79%	83.85%	85.93%
<b>IOWA</b>					
Total Number of Test Takers	1,101	990	789	767	754
Number Passing the Exam	1,001	905	728	718	700
Passing Percentage	90.92%	91.41%	92.27%	93.61%	93.96%

## FISCAL YEAR 2019 RESULTS

During FY 2019, Iowa had a first-time passing rate among registered nurses of 86.67 percent. This is slightly lower than the national passing rate (88.30%). Licensed practical nurses in Iowa had a first-time passing rate of 93.96 percent which outpaced the nation (85.93%) by approximately 8.03 percent.

# LICENSURE: EXAMINATION STATISTICS

**Figure 7**, below, delineates the performance of Iowa graduates taking the NCLEX® for the first time. The table displays the passing percentage among both registered nurses and licensed practical nurses in any jurisdiction by type of education.

**Figure 7: NCLEX® Passing Rates Among Iowa's First-Time Test Takers by Education Type, FY 2015-2019**

NCLEX® RESULTS: RNS AND LPNS IN IOWA BY DEGREE TYPE					
	FY 2015	FY 2016	FY 2017	FY 2018	FY 2019
<b>BACCALAUREATE</b>					
Total Number of Test Takers	636	652	776	766	773
Number Passing the Exam	559	558	696	690	690
Passing Percentage	87.89%	85.58%	89.69%	90.08%	89.26%
<b>ASSOCIATE DEGREE</b>					
Total Number of Test Takers	1,695	1,620	1,267	1,324	1,222
Number Passing the Exam	1,263	1,276	1,034	1,107	1,039
Passing Percentage	74.51%	78.77%	81.61%	83.61%	85.02%
<b>PRACTICAL NURSING</b>					
Total Number of Test Takers	1,101	990	789	767	745
Number Passing the Exam	1,001	905	728	718	700
Passing Percentage	90.92%	91.41%	92.27%	93.61%	93.96%

## NCLEX® RESULTS AND PROGRAM INSTITUTIONAL PLANS

Pursuant to 655 Iowa Administrative Code 2.16 (152) Results of graduates who take the licensure examination for the first time.

The program shall notify the board when the program's NCLEX® passing percentage is lower than 95 percent of the national NCLEX® passing percentage for one calendar year. A program whose NCLEX® passing percentage is lower than 95 percent of the national NCLEX® passing percentage shall submit an institutional plan using the board's template and appear before the board as directed.

**Figure 8** gives the number of programs which have submitted institutional plans by fiscal year.

**Figure 8: Programs with Institutional Plans, FY 2015-2019**

FISCAL YEAR	2015	2016	2017	2018	2019
NUMBER OF PROGRAMS	5	4	5	4	8

# LICENSURE: EXAMINATION STATISTICS

**Figure 9:** Number of Iowa Candidates Educated in a Foreign Country that Passed the NCLEX®, FY 2019

Country	Registered Nurses	Licensed Practical Nurses
Cameroon	0	0
Ghana	1	0
India	2	0
Indonesia	0	0
Jordan	0	0
Nigeria	1	0
Nepal	2	0
Phillipines	6	0
Sweden	1	0
Thailand	1	0
Turkey	1	0
<b>Total</b>	<b>15</b>	<b>0</b>

## TESTING ACCOMMODATIONS

Pursuant to IAC 655 IAC 3.4(5), individuals with diagnosed disabilities, as defined in the Americans with Disabilities Act, shall be provided modifications/accommodations during administration of the NCLEX®. During FY 2019, a total of eighteen (20) candidates were approved for testing accommodations and zero (0) were denied. **Figure 10** indicates the specific type of accommodation granted and the number of candidates who passed and failed by fiscal year.

**Figure 10:** NCLEX® Testing Accommodations and Results, FY 2015-2019

	NCLEX® TESTING ACCOMMODATIONS AND RESULTS*				
	2015	2016	2017	2018	2019
Separate Room	3	3	2	0	4
Additional Testing Time	1	1	1	0	1
Separate Room and Reader	0	0	0	1	2
Separate Room and Additional Testing Time	11	26	12	12	10
Separate Room, Reader, and Additional Testing Time	5	1	2	0	2
Separate Room and Double Time	0	0	2	2	0
Other	0	1	0	3	1
<b>Number Passed</b>	<b>16</b>	<b>26</b>	<b>17</b>	<b>12</b>	<b>20</b>
<b>Number Failed</b>	<b>18</b>	<b>24</b>	<b>19</b>	<b>2</b>	<b>2</b>

\*Number passed and number failed data, for 2015-2019, includes candidates who were approved for testing accommodations in a previous fiscal year and tested in the following fiscal year. These numbers will also include candidates who retested due to a previous failure.

# LICENSURE: ARNP LICENSEES

**Figure 11**, below, delineates the total number of licensees currently registered to practice at the advanced level, Advanced Registered Nurse Practitioners (ARNP). The number of ARNP licenses increased by 363 between FY 2018 and FY 2019. ARNP licenses have increased by 52.9 percent since FY 2015.

**Figure 11:** ARNP Licensees by Certification Type, FY 2015-2019

CERTIFICATION TYPE	ARNP LICENSEES				
	FY 2015	FY 2016	FY 2017	FY 2018	FY 2019
Certified Family Nurse Practitioner	1,458	1,709	1,928	2,303	2,555
Family/Individual Across the Lifespan CNP	2	3	2	1	8
Certified Nurse Midwife	110	114	124	138	139
Certified Pediatric Nurse Practitioner	170	118	65	42	28
Pediatric Acute Care CNP	5	8	13	17	22
Pediatric Primary Care CNP	40	94	157	187	208
Certified Registered Nurse Anesthetist	551	594	591	618	624
Certified School Nurse Practitioner	-	-	-	-	-
Certified Women's Health Care Nurse Practitioner	163	167	162	163	166
Women's Health/Gender Related CNP	-	1	1	-	3
Certified Psych/Mental Health Nurse Practitioner	147	167	184	243	294
Psych Mental Health Across the Lifespan CNP	21	38	49	38	37
Adult/Gerontology Acute CNP	22	53	69	93	125
Adult/Gerontology Primary CNP	37	70	104	148	166
Certified Adult Nurse Practitioner	157	166	157	175	167
Certified Clinical Nurse Specialist	84	85	80	82	77
Certified Gerontological Nurse Practitioner	63	57	52	54	47
Certified Neonatal Nurse Practitioner	52	55	55	76	85
Neonatal CNP	4	5	6	13	13
Acute Care Nurse Practitioner	99	107	109	115	105
Perinatal Nurse Practitioner	-	-	-	-	-
<b>TOTAL</b>	<b>3,185</b>	<b>3,611</b>	<b>3,908</b>	<b>4,506</b>	<b>4,869</b>

# LICENSURE: RENEWALS

A licensee is considered in good standing if currently licensed (active) or officially inactive. **Figure 12** shows the license renewal numbers for FY 2015 through FY 2019 for both RNs and LPNs. Licenses that became inactive each year are also indicated.

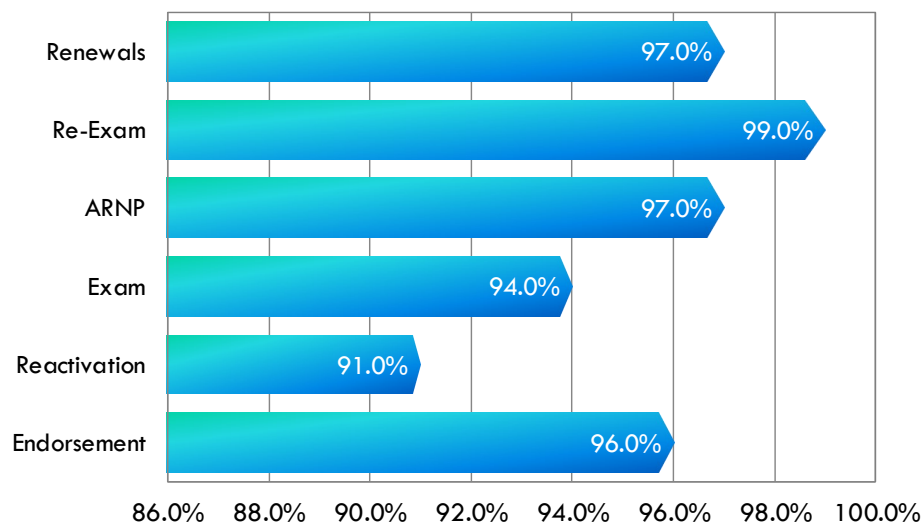
A license is automatically placed on inactive status 30 days after expiration. Requests for inactive status are only accepted when the licensee has changed primary state of residence to another compact state.

**Figure 12:** License Renewal Numbers for RNs and LPNs, FY 2015-2019

	RN AND LPN LICENSE RENEWALS				
	FY 2015	FY 2016	FY 2017	FY 2018	FY 2019
<b>REGISTERED NURSES</b>					
Licenses Renewed	14,245	14,584	14,213	15,260	15,175
Licenses Renewed with Late Penalty	474	485	493	490	553
Licenses that Became Inactive	2,452	2,766	2,631	2,773	3,063
<b>LICENSED PRACTICAL NURSES</b>					
Licenses Renewed	2,579	2,535	2,393	2,441	2,344
Licenses Renewed with Late Penalty	154	156	159	153	144
Licenses that Became Inactive	1,459	1,464	1,410	1,248	1,215

## FY 2019 ONLINE APPLICATIONS

**Figure 13:** Average Percentage of Online Applications by Type, FY 2019





# LICENSURE: REACTIVATIONS AND REINSTATEMENTS

Inactive licensees regain active status by reactivation. Licensees who have been encumbered for disciplinary reasons are returned to good standing by reinstatement after board approval. All licenses automatically convert to inactive status 30 days after expiration.

**Figure 14:** Reactivations and Reinstatements for RNs and LPNs, FY 2015-2019

RN AND LPN LICENSE REACTIVATIONS/REINSTATEMENTS					
	FY 2015	FY 2016	FY 2017	FY 2018	FY 2019
<b>REACTIVATIONS</b>					
RN	574	597	509	500	498
LPN	172	183	175	153	143
TOTAL	746	780	684	653	641
<b>REINSTATEMENTS</b>					
RN	10	7	11	9	7
LPN	2	6	5	2	2
TOTAL	12	13	16	11	9



# LICENSURE: ENDORSEMENTS

The Iowa Code provides that the Iowa Board of Nursing may recognize a registered nurse or practical nurse license issued by another state under the condition that the licensee meets all the qualifications required in Iowa.

**Figure 15:** Total Endorsements for RNs and LPNs, FY 2015-2019

RN AND LPN LICENSE ENDORSEMENTS					
LICENSE TYPE	FY 2015	FY 2016	FY 2017	FY 2018	FY 2019
RN	1,355	1,765	1,628	1,413	1,209
LPN	148	132	128	135	97
TOTAL	1,503	1,897	1,756	1,548	1,306

## FISCAL YEAR 2019 RESULTS

In FY 2019, there were a total of 1,306 total endorsements (RN and LPN combined) representing a decrease of 242 total endorsements over the previous year. In the last two fiscal years there has been a decrease in endorsements.

# LICENSURE: VETERAN APPLICATION PROCESSING

Chapter 18 of 655 IAC provides that veterans shall be given priority and applications shall be expedited.

**Figure 16:** Veteran Application Processing Results, FY 2019

VETERAN APPLICATION PROCESSING		
APPLICATION TYPE	NUMBER OF APPLICATIONS	AVERAGE DAYS TO PROCESS
<b>ARNP</b>		
Initial	78	22
Reactivation	15	9
Renewal	243	6
<b>RN</b>		
Exam/Re-Exam	77	68
Endorsement	102	52
Renewal	1,762	1
Reactivation	52	51
<b>LPN</b>		
Exam/Re-Exam	21	52
Endorsement	12	40
Renewal	270	1
Reactivation	13	57
<b>TOTAL</b>	<b>2,645</b>	<b>33</b>

## APPLICATION PROCESS SUMMARY

In FY 2019, a total of 2,645 veteran applications were processed. This included: 336 ARNP licenses, 1,993 RN licenses, and 316 LPN licenses. Overall, the average length of time spent processing each request was 33 days.

All required materials need to be submitted before any application can be processed and a license is issued.

# LICENSURE: VERIFICATIONS

The Iowa Code provides that the Iowa Board of Nursing may verify licensure of registered nurses or licensed practical nurses in this state to another state, territory, or foreign country. The Iowa Board of Nursing verified 224 licenses for other states, employers, territories or foreign countries during FY 2019.

The Iowa Board of Nursing implemented participation in the National Council of State Boards of Nursing NURSYS® verification of licensure system in January 2001. NURSYS® processes license verification requests sent to the National Council of State Boards of Nursing by nurses. The implementation of the NURSYS® verification system has affected the Iowa Board of Nursing as follows:

**Figure 17:** License Verification, FY 2009-2019

LICENSE VERIFICATION		
FISCAL YEAR	VERIFICATIONS COMPLETED BY IBON	VERIFICATIONS REFERRED TO NURSYS®
2009	432	252
2010	580	207
2011	326	129
2012	162	131
2013	157	163
2014	149	118
2015	201	123
2016	165	171
2017	221	56
2018	170	27
2019	224	19

# LICENSURE: NUMBER OF LICENSEES

**Figure 18**, below, indicates the total number of active licenses in the State of Iowa by fiscal year for both RNs and LPNs.

**Figure 18:** Total Number of Licenses (RN and LPN), FY 2015-2019

	NUMBER OF LICENSES, RN AND LPN				
	FY 2015	FY 2016	FY 2017	FY 2018	FY 2019
<b>REGISTERED NURSES</b>					
Active	51,338	52,895	54,183	54,921	55,311
<b>LICENSED PRACTICAL NURSES</b>					
Active	11,371	11,117	10,721	10,366	9,950
<b>RN AND LPN COMBINED</b>					
Active	62,709	64,012	64,904	65,287	65,261

## FISCAL YEAR 2019 RESULTS

In FY 2019, there were a total of 65,261 active licenses (RN and LPN combined). This reflects a decrease of 26 active licenses over the previous year and a percentage increase of 4.1 percent since FY 2015.

# LICENSURE: DUPLICATES AND LICENSURE COMPACT

If current wallet cards or certificates of licensure are lost or destroyed a duplicate license must be issued. Licensees may also request a reissued wallet card or certificate of licensure in the event of a name, address change, or a change in multi-state privilege.

**Figure 19:** Duplicate and Reissued Licenses, FY 2015-2019

	DUPLICATES AND REISSUES				
	FY 2015	FY 2016	FY 2017	FY 2018	FY 2019
<b>DUPLICATES</b>					
RN	228	237	245	222	187
LPN	59	51	52	55	40
ARNP	12	23	25	20	25
<b>TOTAL</b>	<b>299</b>	<b>311</b>	<b>322</b>	<b>297</b>	<b>252</b>
<b>REISSUES</b>					
RN	187	172	153	141	121
LPN	61	45	30	48	34
ARNP	15	15	24	12	19
<b>TOTAL</b>	<b>263</b>	<b>232</b>	<b>207</b>	<b>201</b>	<b>174</b>

## NURSE LICENSURE COMPACT

Legislation enacting the Nurse Licensure Compact became effective on July 1, 2000. The compact provides for a state-based nursing license that is mutually recognized among all party states. On January 19, 2018, the enhanced nurse licensure compact (eNLC) was implemented in Iowa.

To date, there are 34 states which have adopted the eNLC, now referred to as the Nurse Licensure Compact once again.

# LICENSURE: EMPLOYMENT STATISTICS

**Figure 20** provides the employment statistics of RNs and LPNs licensed in Iowa from FY 2015 through FY 2019.

**Figure 20:** Employment Statistics of Nurses Licensed in Iowa (RNs and LPNs), FY 2015-2019

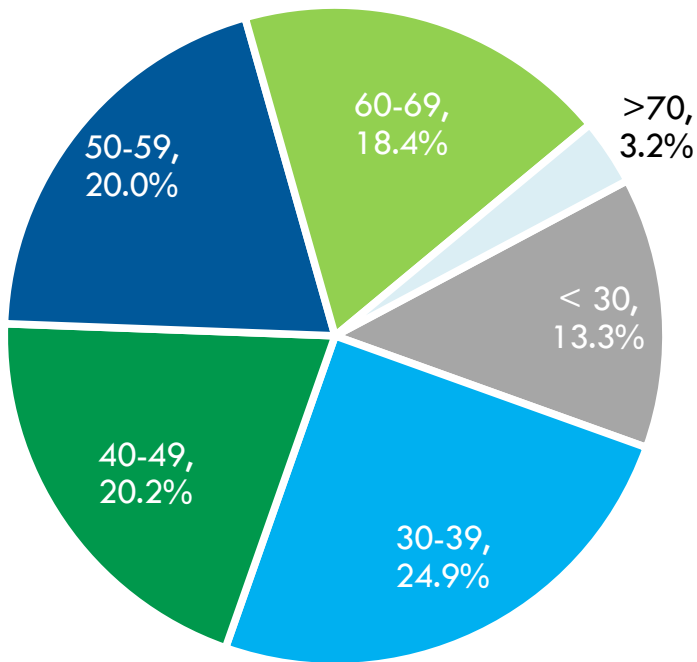
EMPLOYMENT STATISTICS OF NURSES LICENSED IN IOWA					
	FY2015	FY 2016	FY 2017	FY 2018	FY 2019
<b>REGISTERED NURSES</b>					
Located in State	45,196	46,194	46,749	47,182	47,812
<b>Employed in Nursing</b>	<b>44,719</b>	<b>44,751</b>	<b>41,033</b>	<b>41,797</b>	<b>42,684</b>
Full-Time	34,739	34,952	31,838	32,737	33,649
Part-Time	9,980	9,799	9,195	9,060	9,035
Employed Outside of Nursing	2,593	2,801	1,887	1,716	1,523
Unemployed	3,412	3,076	1,541	1,456	1,487
Student	*	*	*	*	*
Retired	1,653	1,757	1,751	1,791	1,853
Volunteer	254	293	281	265	281
<b>LICENSED PRACTICAL NURSES</b>					
Located in State	10,762	10,586	10,180	9,804	9,380
<b>Employed in Nursing</b>	<b>9,320</b>	<b>9,195</b>	<b>8,066</b>	<b>7,917</b>	<b>7,760</b>
Full-Time	7,105	7,034	6,058	5,979	5,879
Part-Time	2,215	2,161	2,008	1,938	1,881
Employed Outside of Nursing	1,375	1,497	999	913	771
Unemployed	1,556	1,561	604	530	480
Student	*	*	*	*	*
Retired	208	225	220	221	236
Volunteer	33	43	38	39	34

\*Students are included within 'unemployed' category.

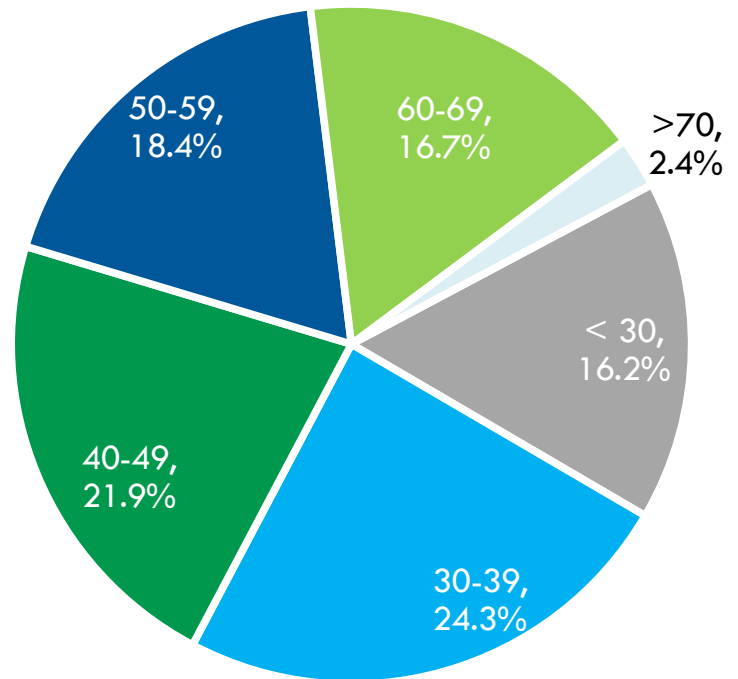
\*\*There are an additional 7,498 registered nurse licensees who reside out of the state/country. There are an additional 569 licensed practical nurses who reside out of the state/country. Details about their employment information is not available. Tables may not reconcile due to information that may be missing from the paper application submissions.

**Figures 21** and **22** breakdown active in-state RNs and LPNs, respectively, by age range during FY 2019.

**Figure 21:** Age Range of Active In-State RNs, FY 2019



**Figure 22:** Age Range of Active In-State LPNs, FY 2019



## AGE RANGE OF ACTIVE NURSES

In 2019, not quite half (41.6%) of registered nurses were 50 years old or older. This represents approximately 19,908 active in-state RNs.

In addition, nearly two-fifths (37.5%) of licensed practical nurses were 50 years old or older. This represents approximately 3,525 active in-state LPNs.

# LICENSURE: STATISTICAL OVERVIEW

**Figure 23** breaks down the number of active nurses who reside in Iowa as well as by education level among registered nurses in Iowa for FY 2019.

**Figure 23: Active Nurse Demographics, FY 2019**

ACTIVE NURSE DEMOGRAPHICS		
	IOWA RESIDENCE	% OF TOTAL
<b>ACTIVE NURSES</b>		
RN	47,812	83.6%
LPN	9,380	16.4%
<b>TOTAL</b>	<b>57,192</b>	<b>-</b>
<b>BASIC RN EDUCATION</b>		
DIPLOMA	5,155	10.8%
ADN	26,916	56.3%
BSN	14,822	31.0%
OTHER	875	1.8%
<b>TOTAL</b>	<b>47,768</b>	<b>-</b>
<b>HIGHEST DEGREE HELD BY RNs</b>		
DIPLOMA	3,311	6.9%
ADN	19,315	40.4%
BSN	16,366	34.2%
OTHER BACCALAUREATE	2,495	5.2%
MASTER'S IN NURSING	4,428	9.3%
OTHER MASTER'S	1,117	2.3%
DOCTORATE IN NURSING	624	1.3%
OTHER DOCTORATE	152	0.3%
<b>TOTAL</b>	<b>47,808</b>	<b>-</b>

## GENDER BREAKDOWN OF NURSES

**Figure 24: Active RN and LPN Licensees by Gender, FY 2019**

ACTIVE LICENSEES BY GENDER*	RN	LPN	TOTAL	% OF TOTAL
MALES	2,806	484	3,290	5.8%
FEMALES	44,999	8,896	53,895	94.2%
<b>TOTAL</b>	<b>47,805</b>	<b>9,380</b>	<b>57,185</b>	

\*Totals may include deceased licensees for whom the board has not been notified.



## ENFORCEMENT

Investigators and staff logged 17,114 miles on agency-owned vehicles while traveling the State in the course of conducting investigations and nursing board business.

At the end of FY 2019, there were a total of 63 licensees being actively monitored by the enforcement division.

Sanctions and other discipline related board actions are reported to the National Council of State Boards of Nursing (NCSBN). Acting as the board's agent, the NCSBN then disseminates the information to the National Practitioner Data Bank and Healthcare Integrity and Protection Data Bank as required by law.

Quarterly reports were prepared after each board meeting that outline disciplinary actions taken by the Board. These statistics are published in the Board's newsletter and were submitted to the licensing authorities of the other states through the Disciplinary Report of the National Council of State Boards of Nursing.



# ENFORCEMENT: DISCIPLINARY STATISTICS

A total of 564 complaints were opened in FY 2019. During FY 2019, 407 cases were closed due to No Probable Cause.

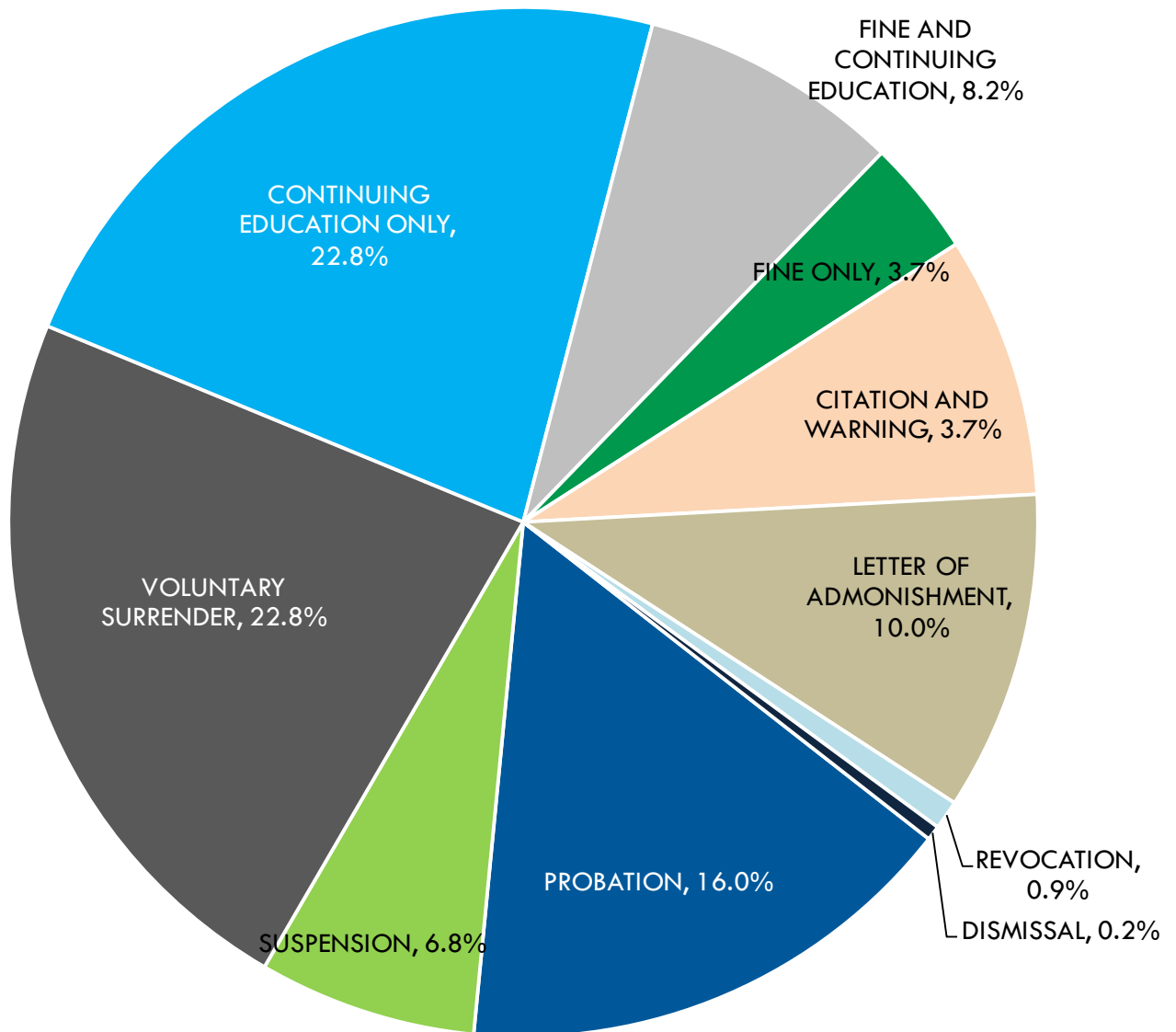
**Figure 25:** Disciplinary Statistics, FY 2019

<b>COMPLAINTS FILED</b>	<b>564</b>
<b>BOARD DISCIPLINARY ACTION</b>	
PROBATION	35
SUSPENSION	15
VOLUNTARY SURRENDER	50
CONTINUING EDUCATION ONLY	50
FINE AND CONTINUING EDUCATION	18
FINE ONLY	8
CITATION AND WARNING	18
LETTER OF ADMONISHMENT	22
REVOCAION	2
DISMISSAL	1
<b>TOTAL</b>	<b>219</b>
<b>TOTAL FINES ORDERED</b>	<b>\$9,150</b>
<b>CASES CLOSED WITHOUT ACTION</b>	<b>407</b>
<b>CRIMINAL CONVICTION/OUT OF STATE DISCIPLINARY APPLICANTS</b>	
APPROVED	8
DENIED	0
<b>LICENSE REINSTATEMENT REQUESTS</b>	
APPROVED	9
DENIED	0

# ENFORCEMENT: DISCIPLINARY STATISTICS

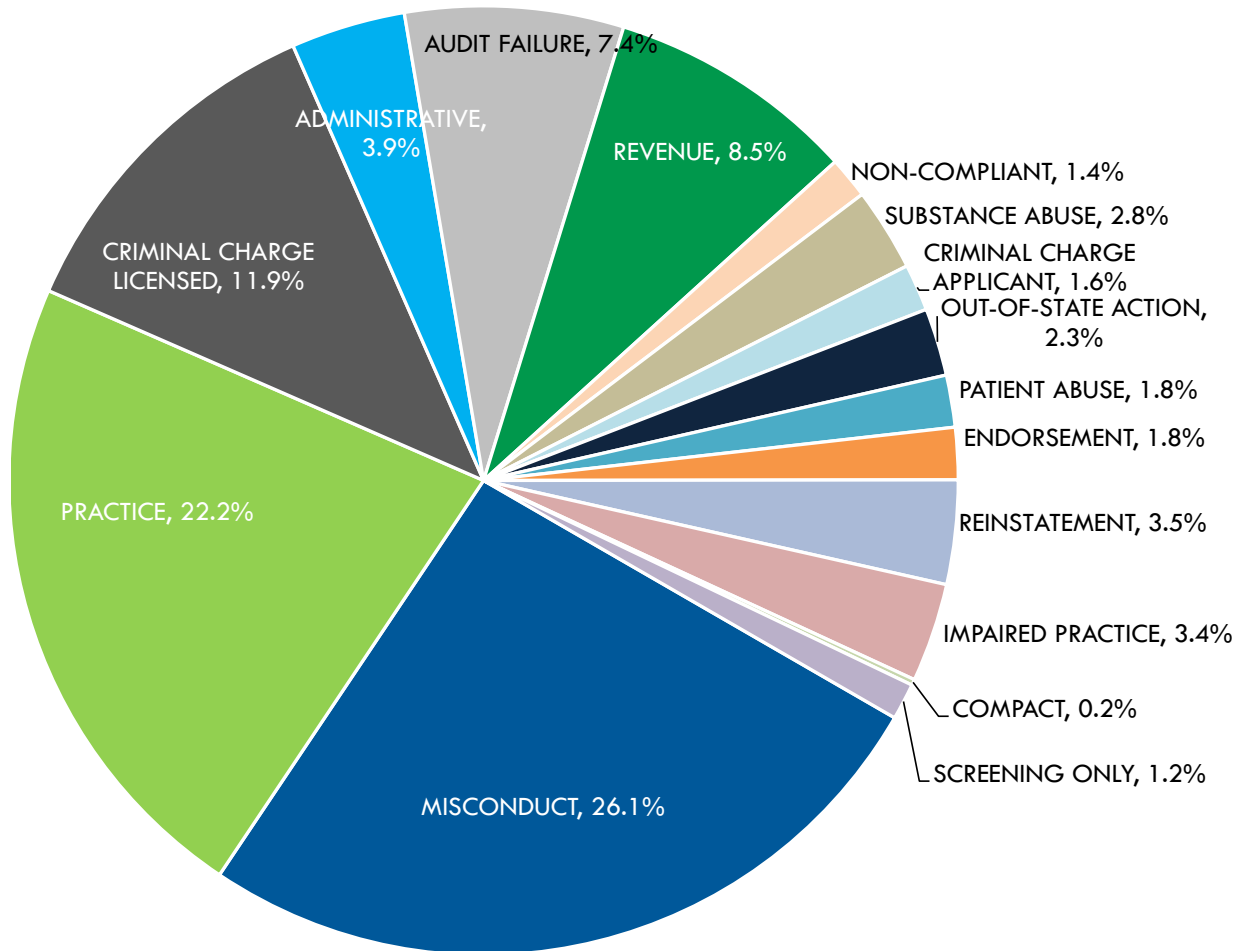
During FY 2019, 219 disciplinary actions were ordered by the Board. **Figure 26** breaks down, by percentage, what type of action was taken.

**Figure 26:** Type of Board Disciplinary Action Taken, FY 2019



# ENFORCEMENT: CASE STATISTICS

**Figure 27:** Type of Enforcement Cases Opened, FY 2019

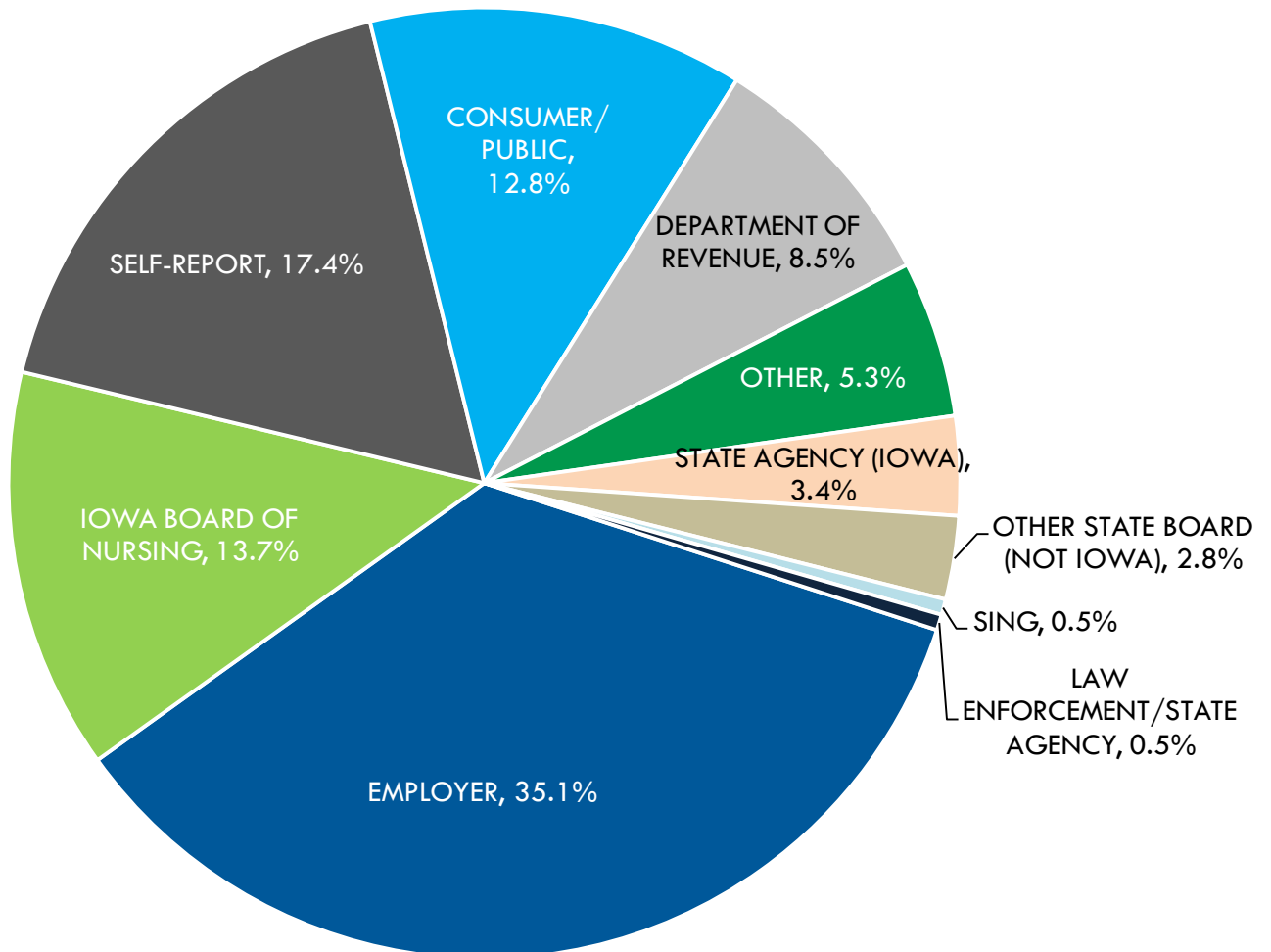


## CASE TYPE SUMMARY

Of the 564 complaints filed in FY 2019, 26.1 percent of cases opened were misconduct, followed by: practice (22.2%), criminal charge licensed (11.9%), revenue (8.5%), audit failure (7.4%), and administrative (3.9%).

# ENFORCEMENT: CASE STATISTICS

**Figure 28:** Type of Complainant by Cases Opened, FY 2019



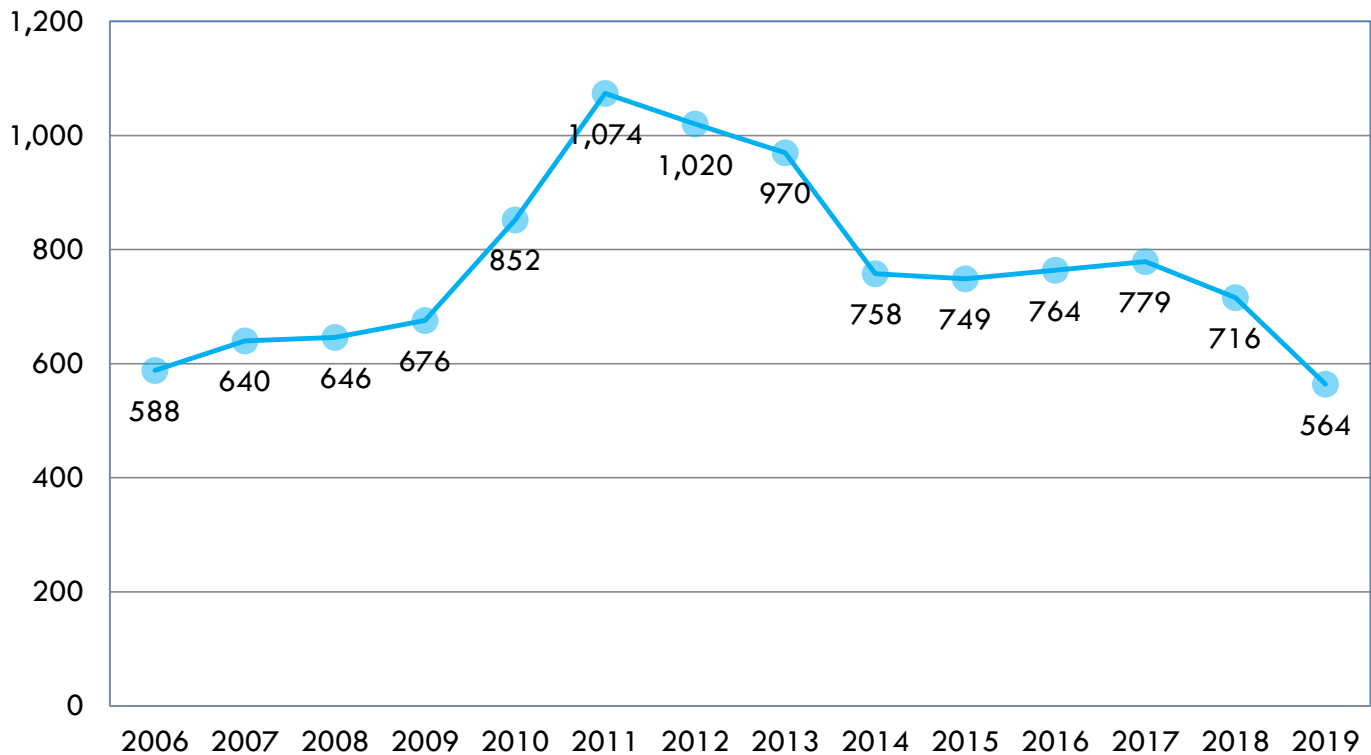
The Iowa Board of Nursing opens cases regarding audit failures, working without proper license status, reinstatement of license, and anonymous complaints.

## CASE COMPLAINANT SUMMARY

Of the 564 complaints filed in FY 2019, 13.7 percent of cases were opened with the Iowa Board of Nursing as the complainant. Additionally, 35.1 percent of cases were opened by an employer. Each of these complainants represent 275 of cases opened in FY 2019. The next largest complainant category was self-report which filed 17.4 percent of the total complaints in FY 2019, representing 98 cases.

# ENFORCEMENT: CASE STATISTICS

**Figure 29:** Enforcement Cases Opened by Fiscal Year, 2006-2019



## ENFORCEMENT CASE TRENDS

There was a substantial increase in the number of enforcement cases between the years 2006 and 2011 with the largest percentage increase occurring between 2010 and 2011 (26.1%).

Since 2011, enforcement cases have declined. The largest percentage decrease during this time period was between 2013 and 2014 (-21.9%). However, there was a 21.2 percent decrease of enforcement cases between FY 2018 and 2019, which is the lowest number of cases since 2006.

## Staffing

Kathy Clayton, Administrative Assistant II, retired in January 2019.

## Presentations

The professional staff continued its efforts to acquaint nurses with the laws affecting nursing practice, education, and licensee/licensure regulations. During FY 2019 staff provided presentations to a variety of audiences including nursing education programs, continuing education programs, facilities, and professional groups regarding: legal rights and responsibilities, impaired practice of chemically dependent nurses, workforce, and licensing issues.

## Staff Representation on Committees and in Organizations

- Iowa Action Coalition Steering Committee
- Iowa Association of Colleges of Nursing
- Iowa Association for Nursing Continuing Education
- Iowa Community College Nurse Educator Directors' Association
- Iowa Nurses' Association
- Iowa Online Nurse Residency Program Advisory Committee
- Iowa Organization of Nurse Leaders
- National Council of State Boards of Nursing (NCSBN)
- National Forum of State Nursing Workforce Centers
- National Organization of Alternative Programs (NOAP)
- Nurse Licensure Compact (NLC) Commission Executive Committee

## Meetings, Conferences, and Training Attended by Staff

- CLEAR Training
- NCSBN Mid-Year Meeting, Annual Meeting, Antitrust Meeting, & APRN Roundtable
- NCBSN Discipline Case Management Conference
- NCSBN Nursys Training
- NCSBN 2019 Executive Officer Summit
- Nat'l Forum of State Nursing Workforce Centers Annual Conference
- Nat'l Forum of State Nursing Workforce Centers Executive Meeting
- NLC Summit
- NLCA Executive Committee
- NOAP Annual Conference
- Nat'l Assoc. of Drug Diversion Investigators Training (NADDI)

## Website

The Board's website contains the most up to date news for licensees and the public. The home page of the website serves as the primary access site for online services, licensure, practice, continuing education, nursing education programs, enforcement, about the board, Iowa Nurse Assistance Program, Iowa law and administrative rules, and nursing workforce.

The IBON Online Services link continues to serve as the primary access site for online applications, verifications, ordering rosters, and updating contact information.

Social media features include Facebook, Twitter and YouTube. Two videos were produced in FY '19 to assist licensees with setting up their online account and assistance for troubleshooting user names and passwords.

## Newsletter

The *Nursing Newsletter* is the official publication of the Iowa Board of Nursing for the dissemination of all information, including: board action, rule revision, procedural requirements, and disciplinary action.

Four issues of the newsletter were published in FY 2019, with an approximate electronic distribution of 260,000 and 3,400 copies distributed in print format.

The Board's publisher of the digital format of the newsletter is Capture Marketing, located in Des Moines, IA.



Licensing fees have been approved to support regulatory activities of the Iowa Board of Nursing.

Fees are collected based upon the cost of sustaining the Board's mission to protect the public health, safety, and welfare. The renewal fee covers a three-year period. **The last increase in licensing fees was FY 2004.**

**Figure 30:** Licensing Fees of the Iowa Board of Nursing, FY 2019

Application for Examination	\$143.00
Application for Licenses by Endorsement	\$169.00
Application for Advanced Registered Nurse Practitioner	\$81.00
Renewal of RN/LPN License	\$99.00
Renewal of ARNP License	\$81.00
Late Renewal of RN/LPN License	\$149.00
Reactivation of RN/LPN License	\$225.00
Certified Verification of License	\$25.00
Duplicate/Re-Issue of Wallet Card or Certificate	\$20.00
Non-Certified Employer Verification of License	\$3.00
Returned Check	\$15.00

# ADMINISTRATION: FINANCIAL REPORT

**Figure 31:** Financial Report - Receipts Table I, FY 2018-2019

	RECEIPTS	
	FY 2018	FY 2019
<b>TABLE I</b>		
<b>RECEIPTS</b>		
0285 Reimbursement from Other Agencies	0	0
0304 Other Agency Billings	377	12,334
0515 Copy Fees	60	0
0538 Examination Fees	307,470	302,672
0566 Nursing Licenses	3,661,195	3,430,492
0629 Hearing Fees	450	300
0643 Refunds	110	80
0642 Miscellaneous (DCI Fees)	274,365	276,605
0649 Late Penalties (Retained)	32,440	34,700
0650 Return Check Service Fee	45	0
<b>SUBTOTAL</b>	<b>\$4,276,512</b>	<b>\$4,057,183</b>
0649 Fines (to General Fund)	20,400	13,725
<b>TOTAL</b>	<b>\$4,296,912</b>	<b>\$4,070,908</b>

# ADMINISTRATION: FINANCIAL REPORT

**Figure 32:** Financial Report - Disbursements Table II, FY 2018-2019

	DISBURSEMENTS	
	FY 2018	FY 2019
<b>TABLE II</b>		
<b>DISBURSEMENTS</b>		
101 Personal Services	2,151,499	2,267,427
202 Personal Travel In-State	20,831	23,474
203 State Vehicle Operation	2,791	3,903
204 State Vehicle Depreciation	4,500	2,556
205 Out-of-State Travel	23,509	22,442
301 Office Supplies	18,395	26,725
309 Printing and Binding	8,232	4,430
313 Postage	28,670	26,614
401 Communications	24,267	26,760
402 Rentals	89,980	95,737
405 Professional Services	600	1,918
406 Outside Services	23,866	21,936
407 Intra-State Transfers	1,433	3,810
408 Advertising	699	926
409 Outside Repairs	7,306	1,409
414 Reimbursements to Other Agencies	12,473	12,179
416 ITD Reimbursement	57,300	53,880
418 IT Outside Services	308,054	38,227
432 Gov Transfer Attorney General	90,402	90,935
433 Gov Transfer Auditor of State	1,073	0
434 Gov Transfer Other Agencies	218,126	261,056
503 Equipment Non-Inventory	1,517	6,995
510 IT Equipment and Software	42,462	61,435
602 Other (Credit Card Processing)	38,556	41,795
705 Refunds	2,302	345
<b>TOTAL</b>	<b>\$3,178,843</b>	<b>\$3,096,914</b>

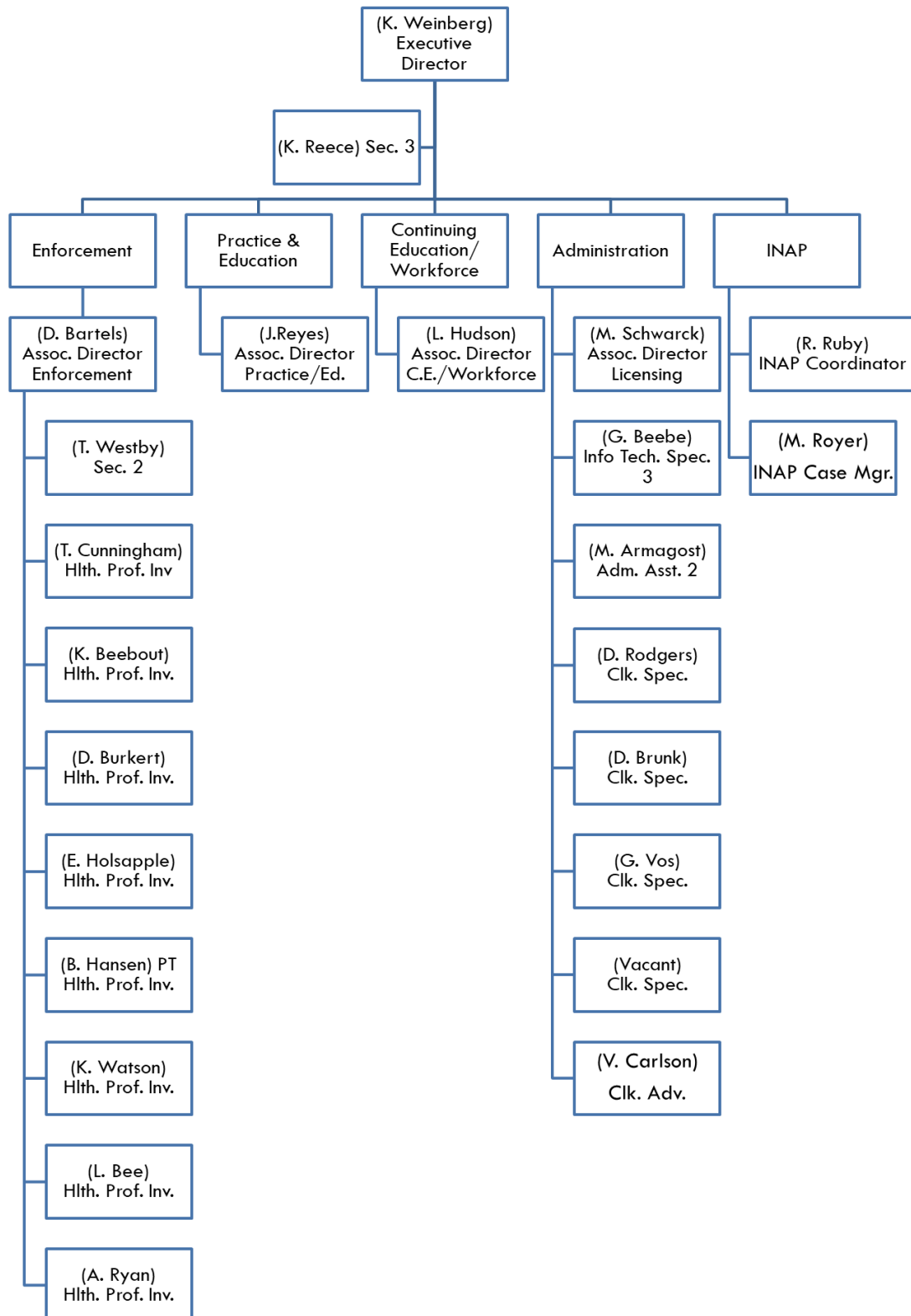
Totals may vary due to rounding.

## Appropriation

The Board's expense budget for FY 2019 was based on its revenue; no funds were appropriated to the Board by the Legislature. The Board of Nursing's FY 2019 budget, both on the revenue and expenditure side, was \$4,000,000. On the revenue side, the Board was \$70,098 above the projected budget. On the expenditure side, the Board spent \$3,096,914 which was \$903,086 less than budgeted.

# ADMINISTRATION: ORGANIZATIONAL CHART

**Figure 33:** Iowa Board of Nursing Staff, FY 2019

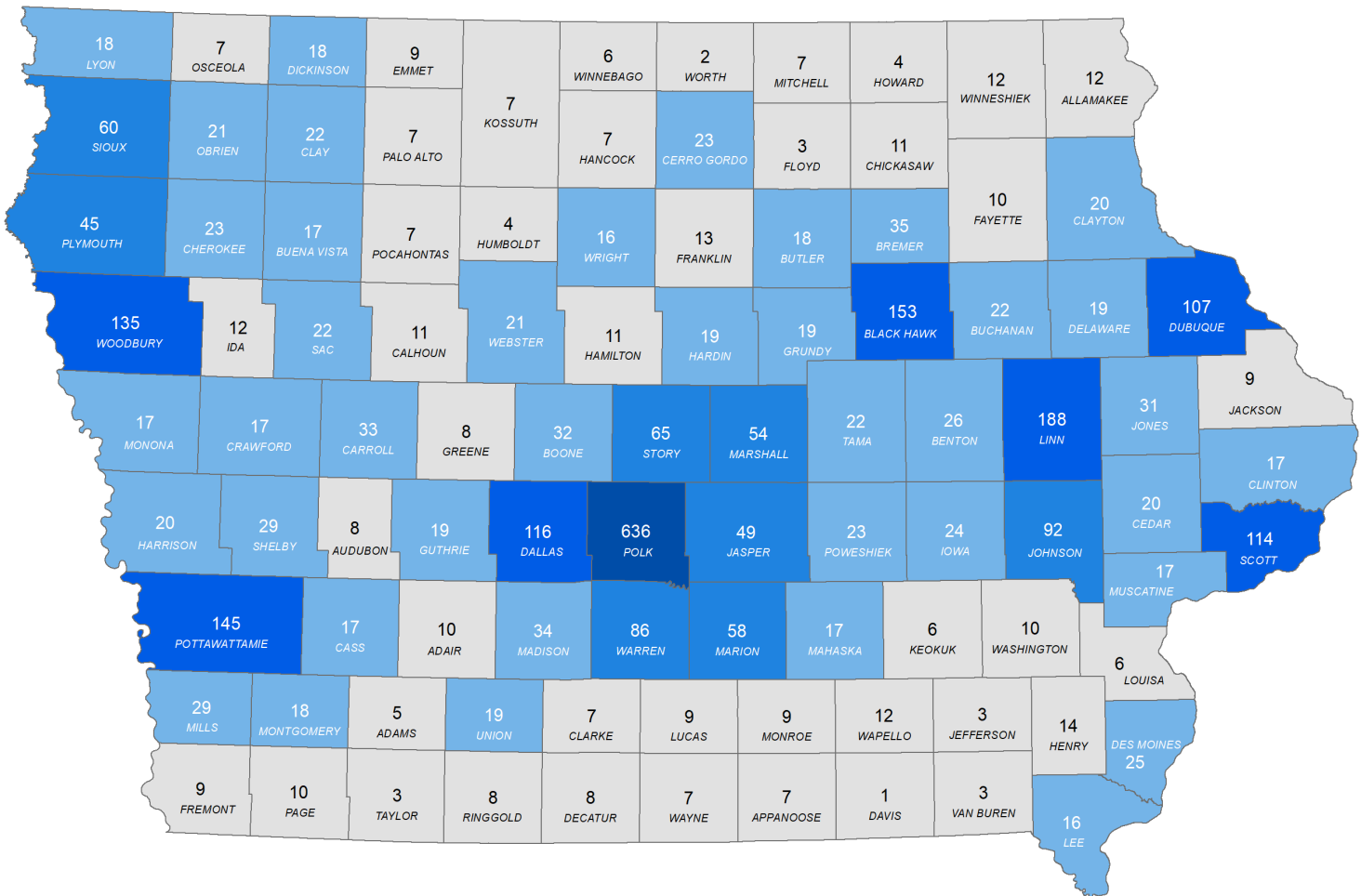




# APPENDIX A

## ACTIVE RN LICENSES

### HIGHEST-LEVEL EDUCATION: DIPLOMA



### Diploma as Highest Level of Education for Active RNs by County of Residence

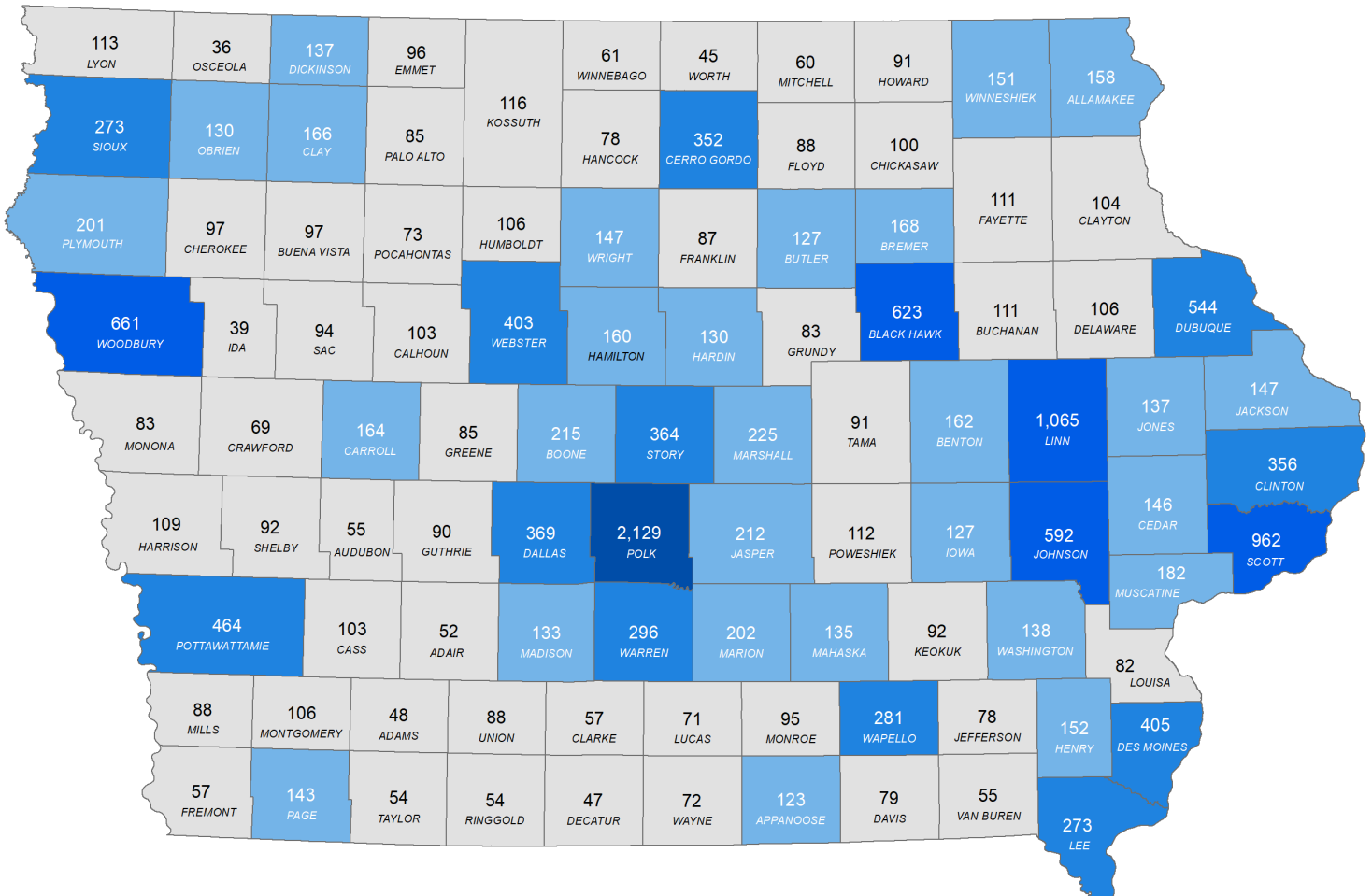
- 1 - 14
- 15 - 35
- 36 - 92
- 93 - 188
- 189 - 636

This map reflects the number of active RN licenses in Iowa that have an education level of a diploma. The data is illustrated by county of residence.

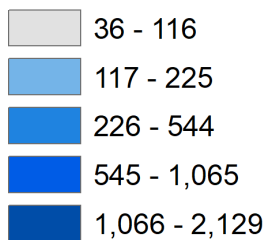
# APPENDIX A

## ACTIVE RN LICENSES

### HIGHEST-LEVEL EDUCATION: ASSOCIATE DEGREE



#### Associate Degree as Highest Level of Education for Active RNs by County of Residence

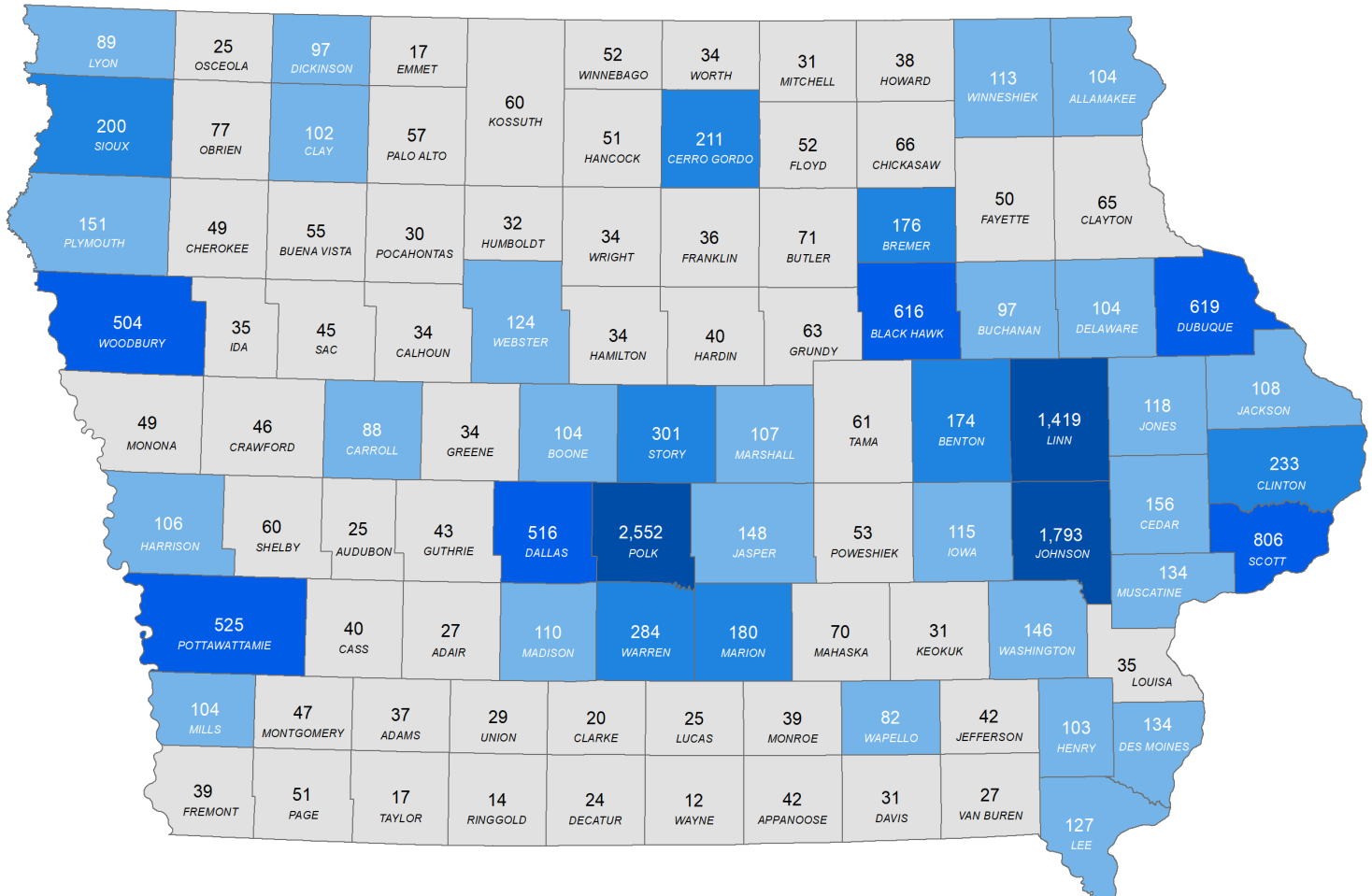


This map reflects the number of active RN licenses in Iowa that have an education level of an associate degree. The data is illustrated by county of residence.


# APPENDIX A

## ACTIVE RN LICENSES

### HIGHEST-LEVEL EDUCATION: BACCALAUREATE



#### Baccalaureate Degree as Highest Level of Education for Active RNs by County of Residence



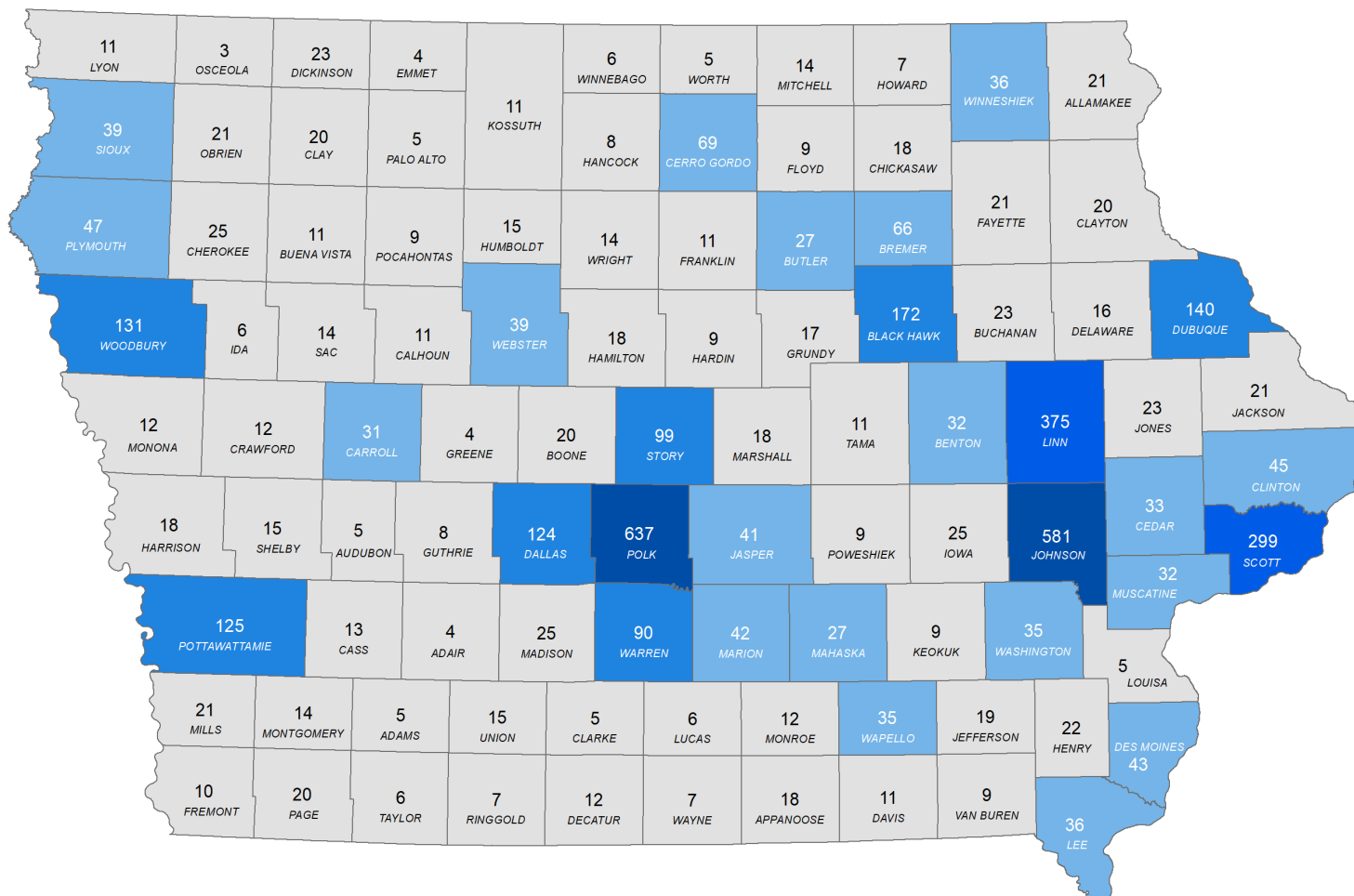
This map reflects the number of active RN licenses in Iowa that have an education level of a Baccalaureate degree. The data is illustrated by county of residence.



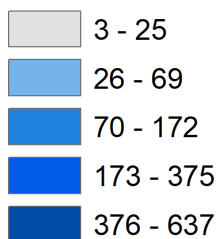
# APPENDIX A

## ACTIVE RN LICENSES

### HIGHEST-LEVEL EDUCATION: MASTER'S



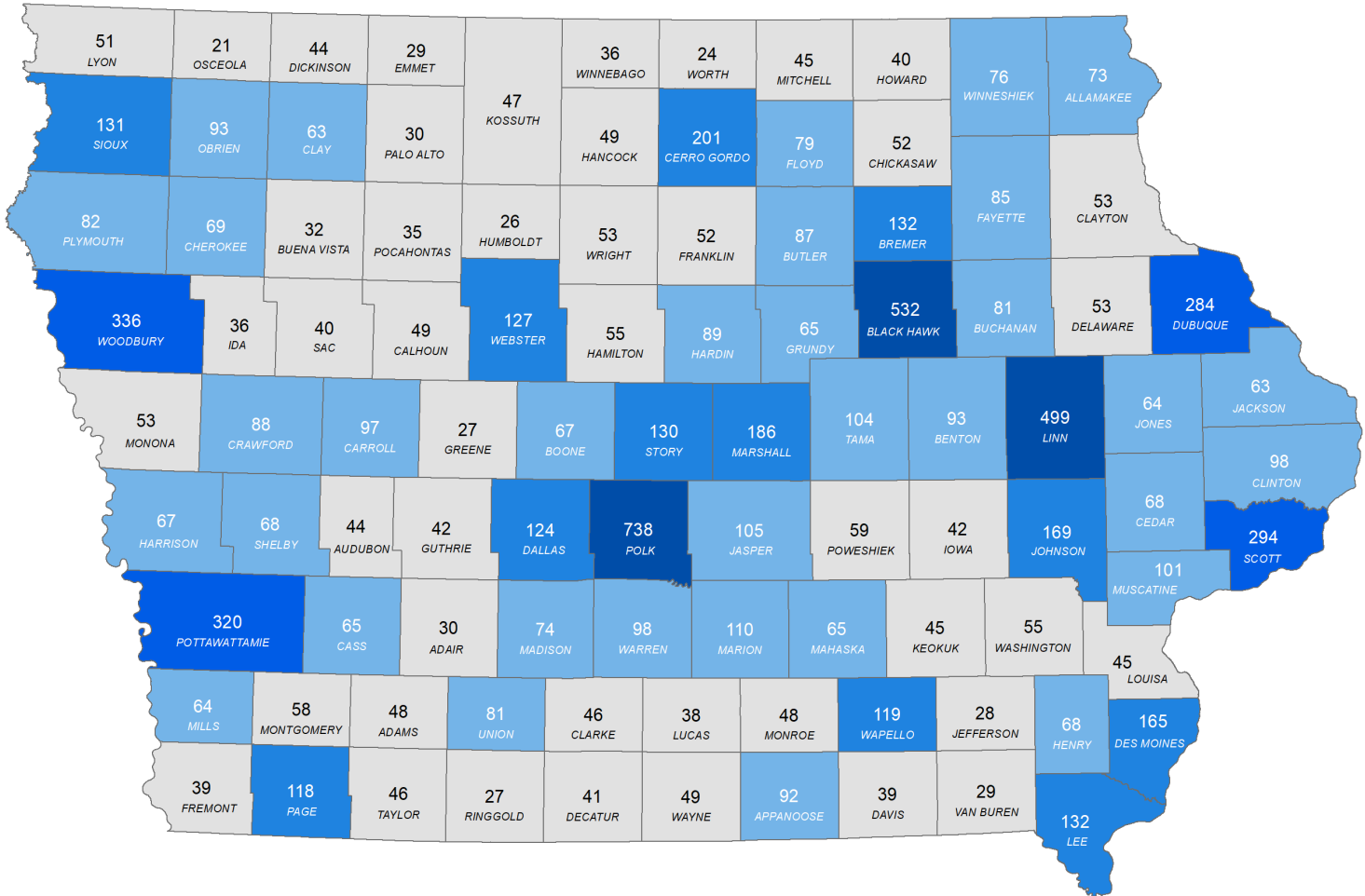
### Master's Degree as Highest Level of Education for Active RNs by County of Residence



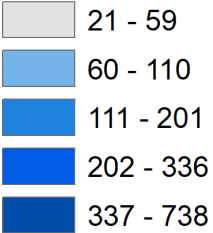
This map reflects the number of active RN licenses in Iowa that have an education level of a Master's degree. The data is illustrated by county of residence.

# APPENDIX B

## ACTIVE LPN LICENSES BY COUNTY



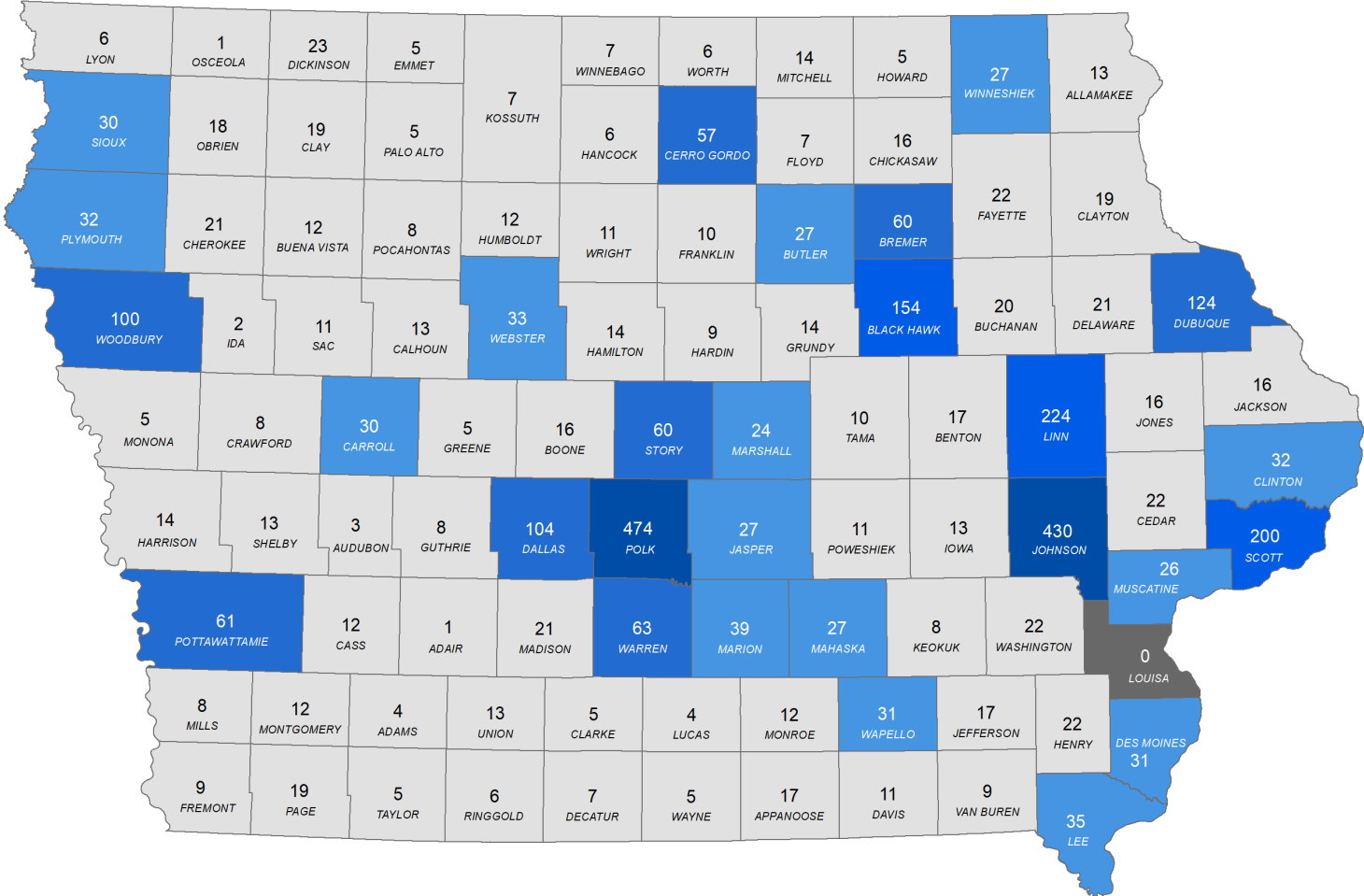
**Active LPN Licenses by County of Residence**



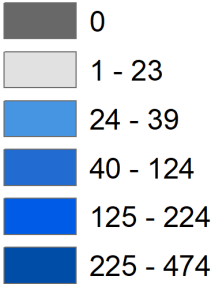
This map reflects the number of active LPN licenses in Iowa by county of residence.

# APPENDIX C

## ACTIVE ARNP LICENSES BY COUNTY



### Active ARNP Licenses by County of Residence



This map reflects the number of active ARNP licenses in Iowa by county of residence.



**Iowa Board of Nursing**  
400 S.W. 8th Street, Suite B  
Des Moines, IA 50309-4685  
Tel: (515) 281-3255  
Fax: (515) 281-4825  
[nursing.iowa.gov](http://nursing.iowa.gov)

**Report produced with assistance of:**  
Iowa Workforce Development  
Labor Market Information Division

IOWA  
**WORKFORCE**  
DEVELOPMENT