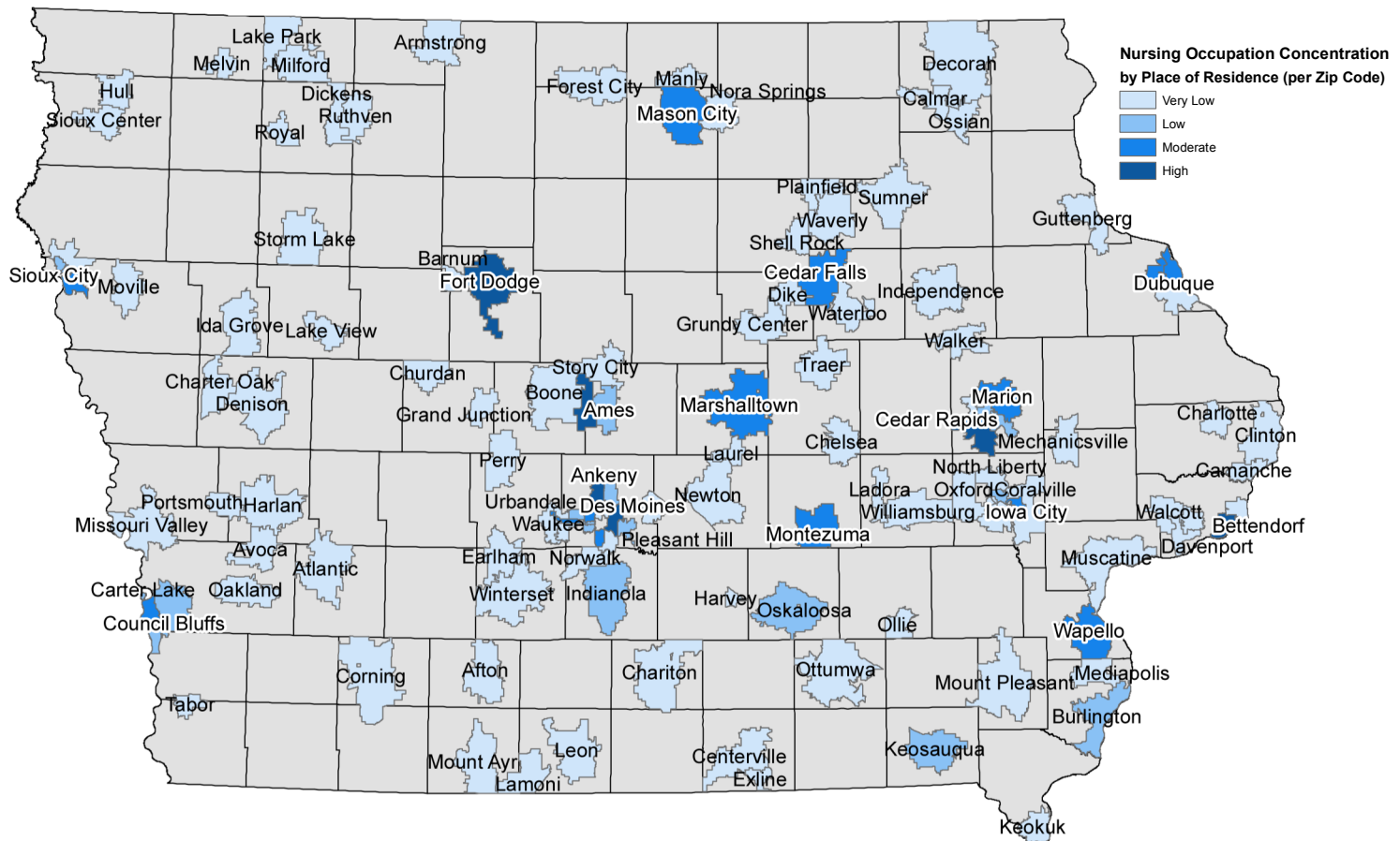


IOWA LABORSHED STUDY

LABOR CHARACTERISTICS: *NURSING OCCUPATIONS



In general, employed people in nursing occupations are currently commuting an average of 13 miles one way for work. Those who are willing to change/accept employment are willing to commute an average of 28 miles one way for the right employment opportunity.

***For the purposes of this report, the following were defined as Nursing Occupations:**

- 29-1141.00 Registered Nurses
- 29-1171.00 Nurse Practitioners
- 29-2061.00 Licensed Practical and Licensed Vocational Nurses

For More Information Regarding Laborshed

LABOR CHARACTERISTICS

NURSING

Occupational Categories:

Survey respondents were asked to identify their current/previous job title. As detailed in the table below, the largest concentration of those currently or previously employed within a nursing occupation are/were employed as a registered nurse.

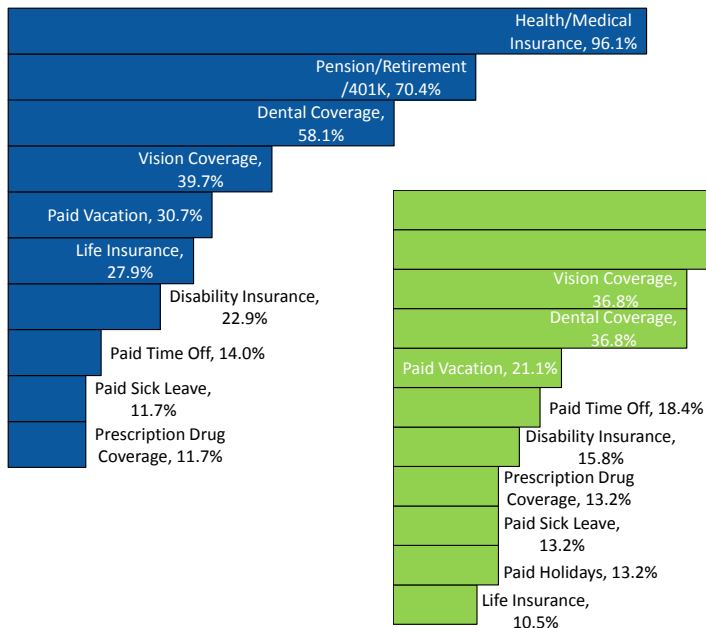
Occupations	% within State	Total Number of Respondents
Registered Nurses	90.8%	177
Licensed Practical & Licensed Vocational Nurses	6.2%	12
Nurse Practitioners	3.1%	6



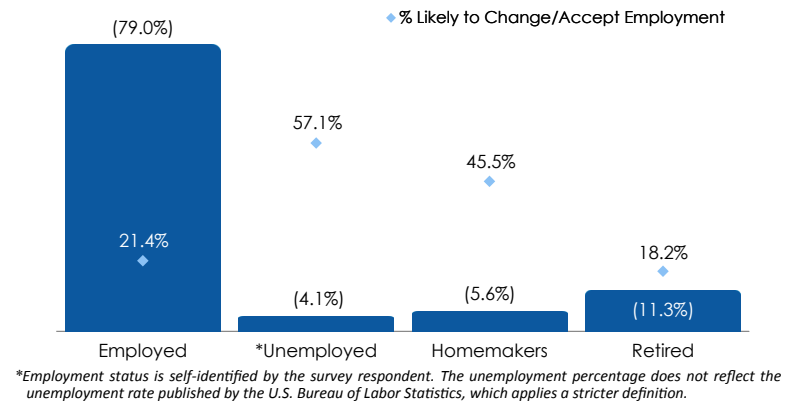
Employment & Wages:

- 72.6% are/were employed full-time
- 26.4% are/were employed part-time
- 1.0% are/were self-employed
- 16.3% hold two or more jobs
- Currently working an average of 37 hours/week
- 78.6% paid an hourly wage
- Median hourly wage: \$29.00/hr
- Median annual salary: \$74,500/yr

Current Benefits:

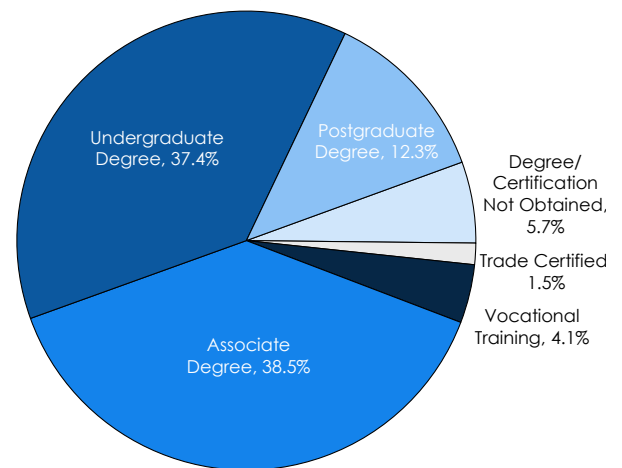


Employment Status:



Educational Level:

(99.5% Have an education beyond high school)



Workplace Flexibility:

(by percent of interest)

- Job teams - 73.8%
- Cross-training - 63.4%
- Job sharing - 52.4%
- Varied shifts - 42.9%
- Temporary work - 36.6%
- Seasonal work - 22.5%

Additional Facts, Employed:

- 95.9% are female
- 4.1% are male
- Average age is 49
- 66.7% are 45 or older
- 33.3% are 44 or younger
- 37.8% plan to retire within 4 years

Underemployment:

Total Underemployment - 1.5%

- Low hours - 1.0%
- Mismatch of skills - 1.0%
- Low income - 0.0%

IWD only counts individuals once when estimating Total Underemployment.

Top Job Search Resources:

(for those seeking employment opportunities by use)

- Internet - 83.0%
 - www.indeed.com
 - www.careerbuilder.com
 - www.iowajobs.org
- Networking through friends, family or acquaintances - 11.5%
- Newspapers - 9.9%
- IowaWORKS Centers - 7.1%

LABOR CHARACTERISTICS

NURSING

OCCUPATION	OCCUPATIONAL CODE	MEAN WAGE	ENTRY WAGE	EXPERIENCED WAGE	MEDIAN WAGE	MEAN ANNUAL SALARY
Licensed Practical and Licensed Vocational Nurses	29-2061	\$ 19.57	\$ 16.40	\$ 21.16	\$ 19.47	\$ 40,708
Nurse Practitioners	29-1171	\$ 47.10	\$ 38.60	\$ 51.35	\$ 46.16	\$ 97,969
Registered Nurses	29-1141	\$ 27.06	\$ 20.70	\$ 30.25	\$ 26.59	\$ 56,294

The 2017 Iowa Wage Survey was produced by the Labor Force & Occupational Analysis Bureau to provide communities local information on wages by occupation. This publication was developed specifically for the State of Iowa. The source of the wage and employment data is based on the May 2016 OES estimates.

Balance of data contained within this report is compiled by Iowa Workforce Development using Laborshed survey data collected in 2017.

The statewide Laborshed survey is used to measure the availability and characteristics of the labor force in Iowa. The data is collected through a household survey of residents 18 to 64 year old across the State of Iowa.